

# SMART-T DIESEL GENERATOR INDEX - AEHF

## SECTION A: ENCLOSURE DETAILS

- A-1 - INSTRUMENT PANEL & CHARGER SIDE
- A-2 - FUEL TANK & BATTERY SIDE

## SECTION B: ENGINE VIEWS

- B-1 - FRONT ENGINE VIEW
- B-2 - BACK ENGINE VIEW
- B-3 - LEFT SIDE ENGINE VIEW
- B-4 - RIGHT SIDE ENGINE VIEW
- B-5 - TOP ENGINE VIEW
- B-6 - COLD WEATHER INTAKE AIR HOSE

## SECTION C: ENGINE PARTS

- C-1 - AIR FILTER
- C-2 - AIR HEATER
- C-3 - MUFFLER & EXHAUST
- C-4 - STATOR & ALTERNATOR
- C-5 - DIODE PLATE
- C-6 - COOLING FAN & HOUSING

## SECTION D: THROTTLE & STOP CABLE

- D-1 - THROTTLE CABLE
- D-2 - STOP CABLE & GOVERNOR LINKAGE
- D-3 - THROTTLE & STOP ENGINE PARTS DETAILED
- D-4 - LINKAGE KIT

## SECTION E: FUEL SYSTEM

- E-1 - FUEL & WATER SEPARATOR & FILTERS
- E-2 - FUEL TANK & WATER SEPARATOR HOSES
- E-3 - INTERNAL FUEL TANK & WIRING
- E-4 - FUEL FILTER & INJECTION PUMP & HOSES
- E-5 - EXTERNAL FUEL TANK ASSEMBLY

## SECTION F: OIL SYSTEM

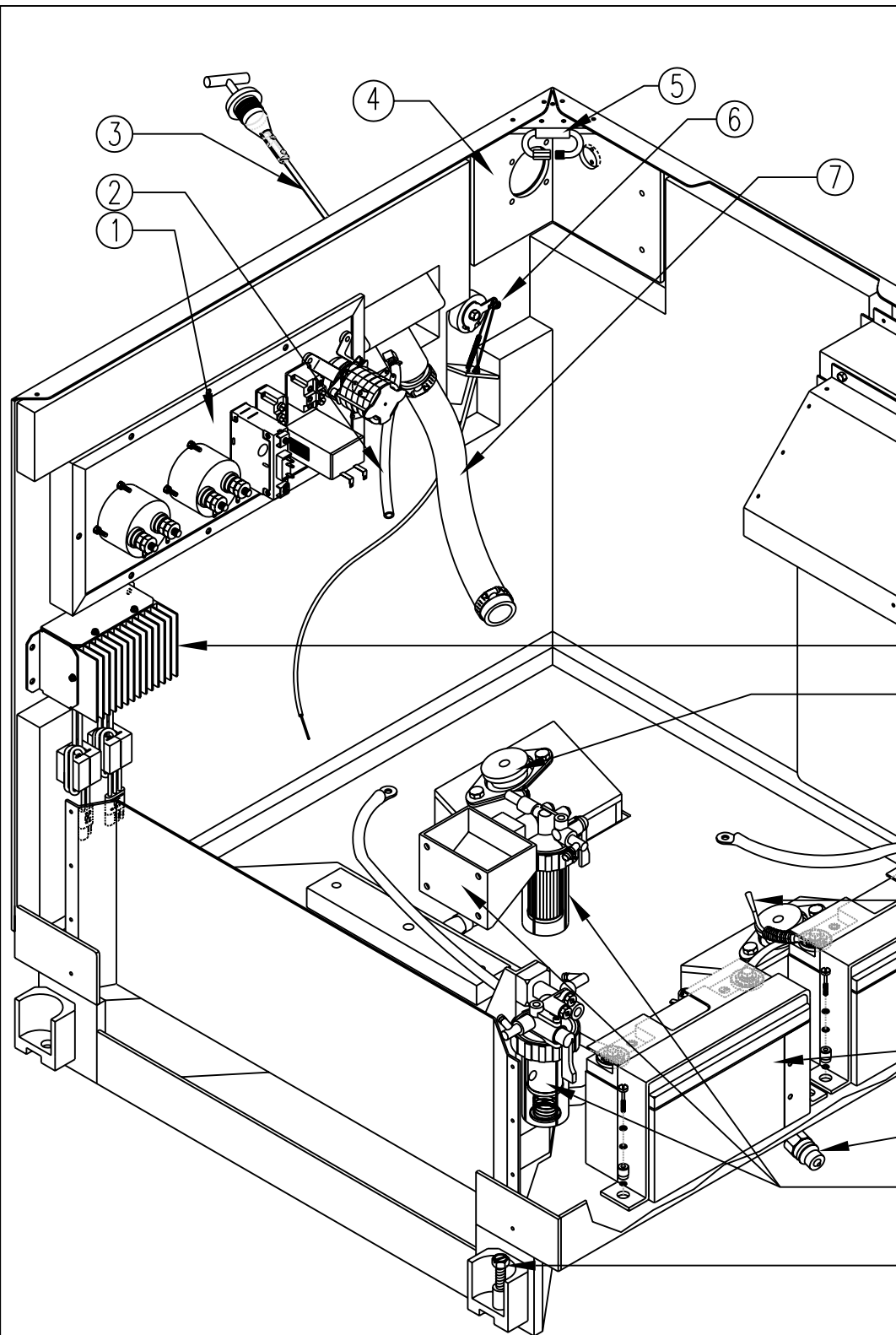
- F-1 - OIL FILTER AND HEADER ASSEMBLY
- F-2 - VENT TUBE
- F-3 - ENGINE OIL DRAIN HOSES (INSIDE & OUTSIDE)

## SECTION G: ELECTRICAL SYSTEM

- G-1 - POWER OUTLET CABLES
- G-2 - INSTRUMENT PANEL GAUGES & SWITCHES
- G-3 - INSTRUMENT PANEL WIRING
- G-4 - INSTRUMENT PANEL WIRING
- G-5 - RELAYS / SHUNTS & TERMINAL STRIPS ON FUEL TANK WALL
- G-6 - BATTERY MOUNTING & NEGATIVE GROUND CABLE
- G-7 - ENGINE GROUND / OIL PRESSURE SW. / BATTERY & CHARGER WIRING
- G-8 - STARTER & WIRING
- G-9 - THROTTLE SOLENOID & TIMER WIRING
- G-10 - COMPLETE WIRING DIAGRAM

## SECTION H: MOUNTS / EXTERNAL HOSES & LATCHES

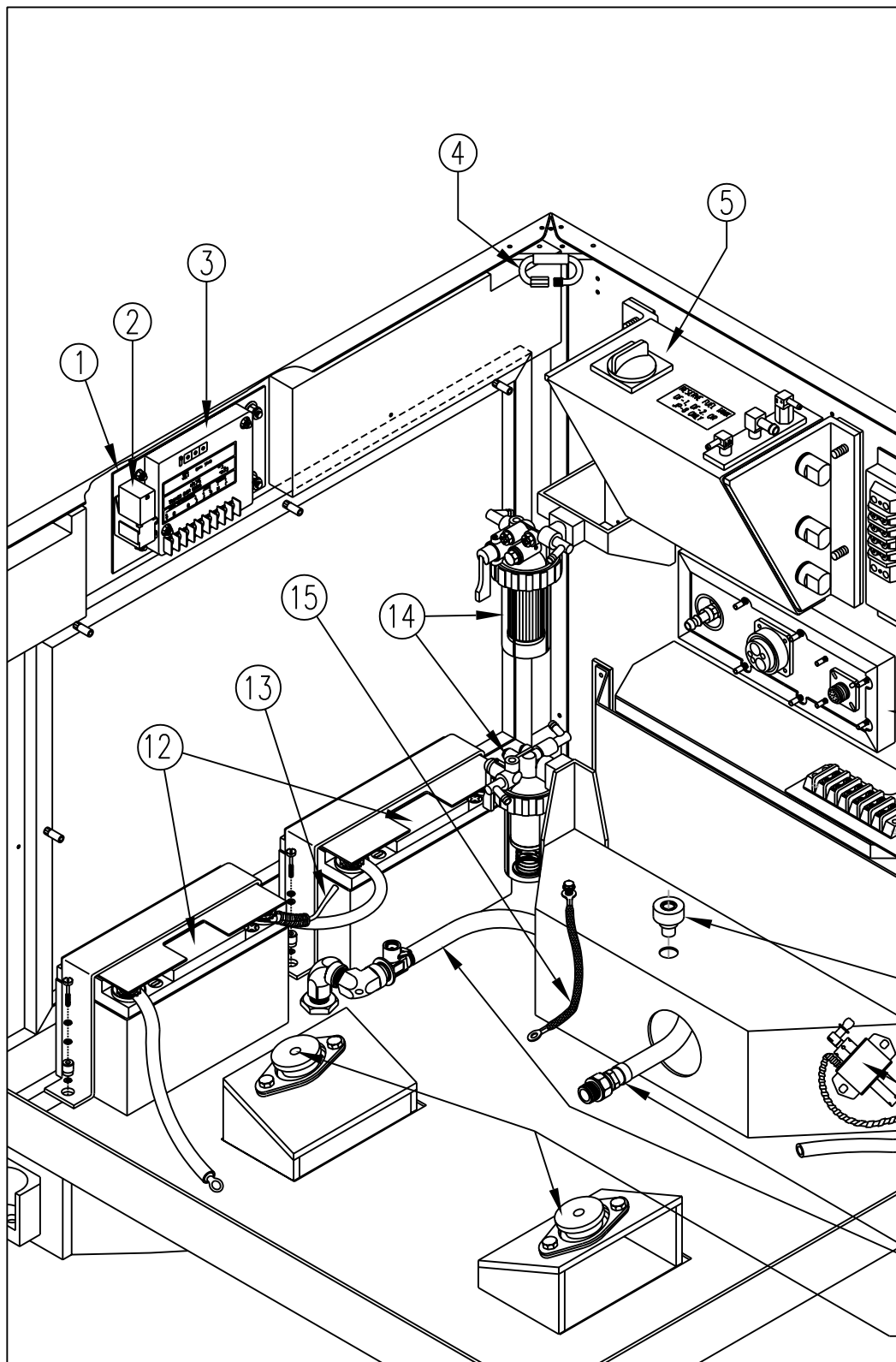
- H-1 - FRONT ENGINE MOUNTING BRACKET
- H-2 - REAR ALTERNATOR MOUNTING BRACKET
- H-3 - ROOF ENCLOSURE LATCHES, INST. PANEL COVER
- H-4 - ICE SHIELD / INST. PANEL COVER ASSEMBLY
- H-5 - SERVICE ACCESS DOOR
- H-6 - UNDERSIDE SMART-T (INTAKE GUARD)



NO.	PART DESCRIPTION	REQ'D	MFG.	P/N
1	INSTRUMENT PANEL	1	SEE INST. PANEL- SECTION G-2 - G-4	
2	OIL VENT HOSE	1	SEE OIL SECTION F-2	
3	OIL DIPSTICK	1	MARTIN DIESEL	5146679M
4	EXHAUST PIPE SUPPORT BRKT	1	SEE MUFFLER & EXHAUST SECTION C-3	
5	QUICK LINK FOR LIFT HANDLE	4	MARTIN DIESEL	8947T16
6	MANUAL STOP CABLE SYSTEM	1	SEE MANUAL STOP SECTION D-2	
7	12 5/8" LONG OIL FILL EXTENSION TUBE	1	MARTIN DIESEL	GS-3787
8	BATTERY CHARGER	1	SEE BATTERY AND CHARGER SECTION G-7	
9	RUBBER ENGINE MOUNT - FRONT	2	MARTIN DIESEL	GS-3017-1
10	BLUE WIRE/ 12V (+) BATTERY	1	SEE BATTERY AND CHARGER SECTION G-6	
11	BATTERIES	2	SEE BATTERY AND CHARGER SECTION G-6	
12	OIL DRAIN CONNECTION	1	SEE OIL SECTION F-3	
13	BRACKET & FUEL FILTER & FUEL/WATER SEPERATOR	1	SEE FUEL SYSTEM SECTION E-1	
14	HOLD DOWN FASTENER	4	FASTENER TECHNOLOGY	FT 1128-181

NEW PARTS FOR AEHF:

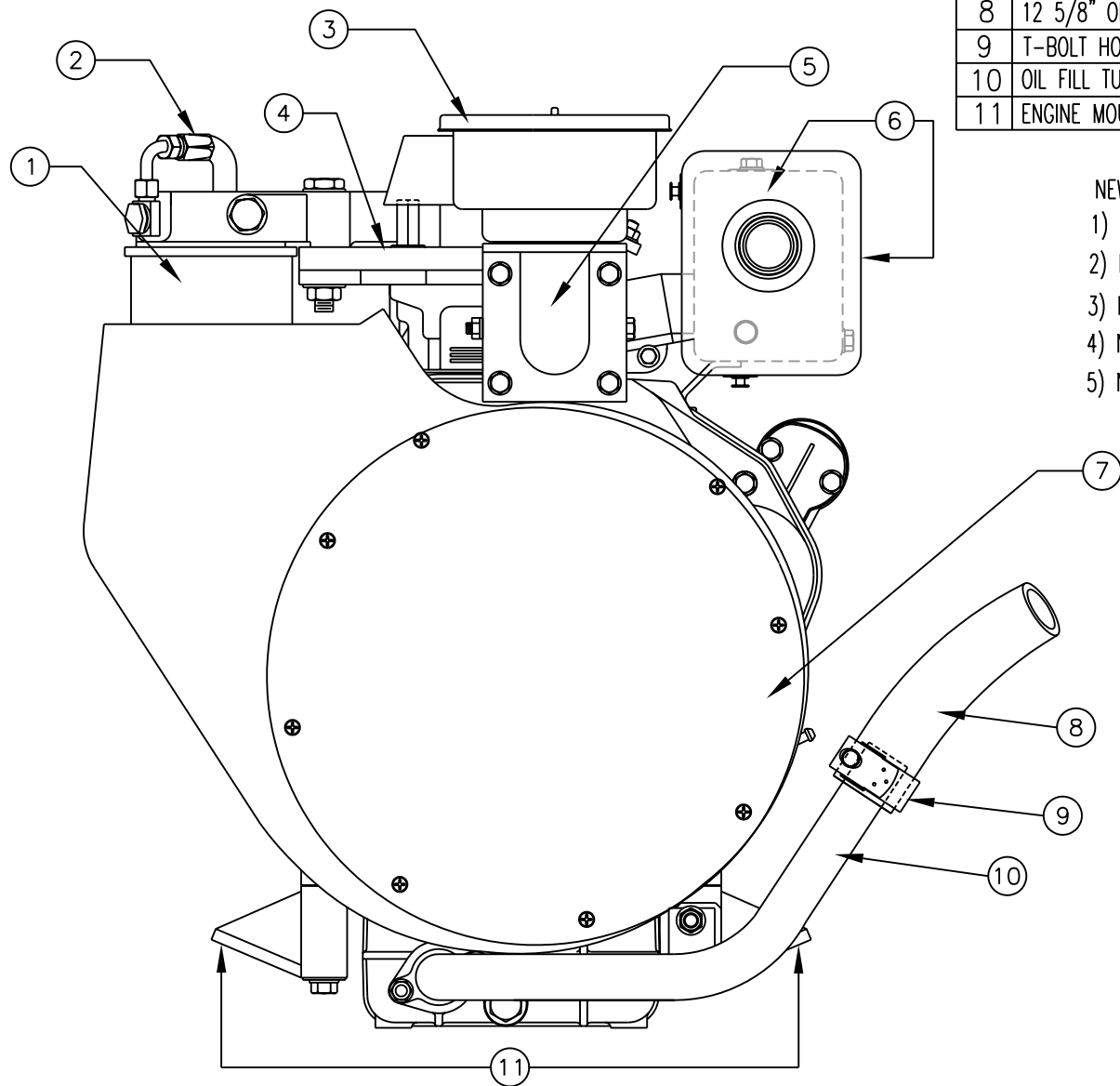
- 1) NO. ① INSTRUMENT PANEL SEE SECTION G-2.
- 2) NO. ④ EXHAUST PIPE SUPPORT BRKT SEE MUFFLER & EXHAUST SECTION C-3.
- 3) NO. ⑩ BLUE WIRE/ 12V (+) BATTERY SEE BATTERY AND CHARGER SECTION G-6.
- 4) NO. ⑬ FUEL FILTER BRACKET SEE FUEL SYSTEM SECTION E-1.



NO.	PART DESCRIPTION	REQ'D	MFG.	P/N
1	MOUNTING PLATE	1	SEE THROTTLE CONTROL-SECTION D-1	
2	RELAY	1	SEE THROTTLE CONTROL-SECTION D-1	
3	MODULE	1	SEE THROTTLE CONTROL-SECTION D-1	
4	QUICK LINK FOR LIFT HANDLE	4	MARTIN DIESEL	8947T16
5	INTERNAL FUEL TANK	1	SEE FUEL TANK DETAIL-SECTION E-3	
6	CONNECTOR PANEL, RELAYS, SHUNTS	1	SEE ELECTRICAL DETAIL - SECTION G	
7	AIR DEFLECTOR	1	MARTIN DIESEL	GS-3785
8	RUBBER MOUNT - REAR	1	MARTIN DIESEL	GS-3017-2
9	ELECTRIC FUEL PUMP	1	SEE FUEL SYSTEM-SECTION E-2	
10	OIL DRAIN HOSE	1	MARTIN DIESEL	GS-3777
11	RUBBER ENGINE MOUNT - FRONT	2	MARTIN DIESEL	GS-3017-1
12	BATTERIES	2	SEE BATTERY AND CHARGER-SECTION G-6	
13	BLUE WIRE/ 12V (+) BATTERY	1	SEE BATTERY AND CHARGER-SECTION G-6	
14	FUEL FILTER & FUEL/WATER SEPARATOR	1	SEE FUEL SYSTEM-SECTION E-1	
15	GROUND STRAP	1	MARTIN DIESEL	GS-3789
GROUND STRAP- FROM ENGINE BACK TO ALT SUPPORT (SEE SEC. G-7 NO. 14) & (SEE SEC. F-3 NO. 20)				

NEW PARTS FOR AEHF:

- 1) NO. ① MOUNTING PLATE SEE THROTTLE CONTROL SECTION D-1.
- 2) NO. ② RELAY SEE THROTTLE CONTROL SECTION D-1.
- 3) NO. ③ MODULE SEE THROTTLE CONTROL SECTION D-1.
- 4) NO. ⑬ BLUE WIRE/ 12V (+) BATTERY SEE BATTERY AND CHARGER SECTION G-6.



NO.	PART DESCRIPTION	MFG.	PART #
1	OIL FILTER AND HEADER ASSEMBLY	SEE OIL SYSTEM SECTION F-1	
2	RETURN OIL LINE HOSE	SEE OIL SYSTEM SECTION F-1	
3	AIR FILTER	SEE AIR FILTER SECTION C-1	
4	OIL FILTER BRACKET SPACER	SEE OIL SYSTEM SECTION F-1	
5	AIR FILTER MOUNT/ HEATER BRKT	SEE AIR FILTER SECTION C-1	
6	COVER & EXHAUST	SEE EXHAUST SYSTEM SECTION C-3	
7	INTAKE BLOWER HOUSING	MARTIN DIESEL	GS-3502
8	12 5/8" OIL FILL EXTENSION TUBE	MARTIN DIESEL	GS-3787
9	T-BOLT HOSE CLAMP	McMASTER-CARR	5443K19
10	OIL FILL TUBE	MARTIN DIESEL	GS-3702
11	ENGINE MOUNTING BRACKETS	SEE SECTION H-1	

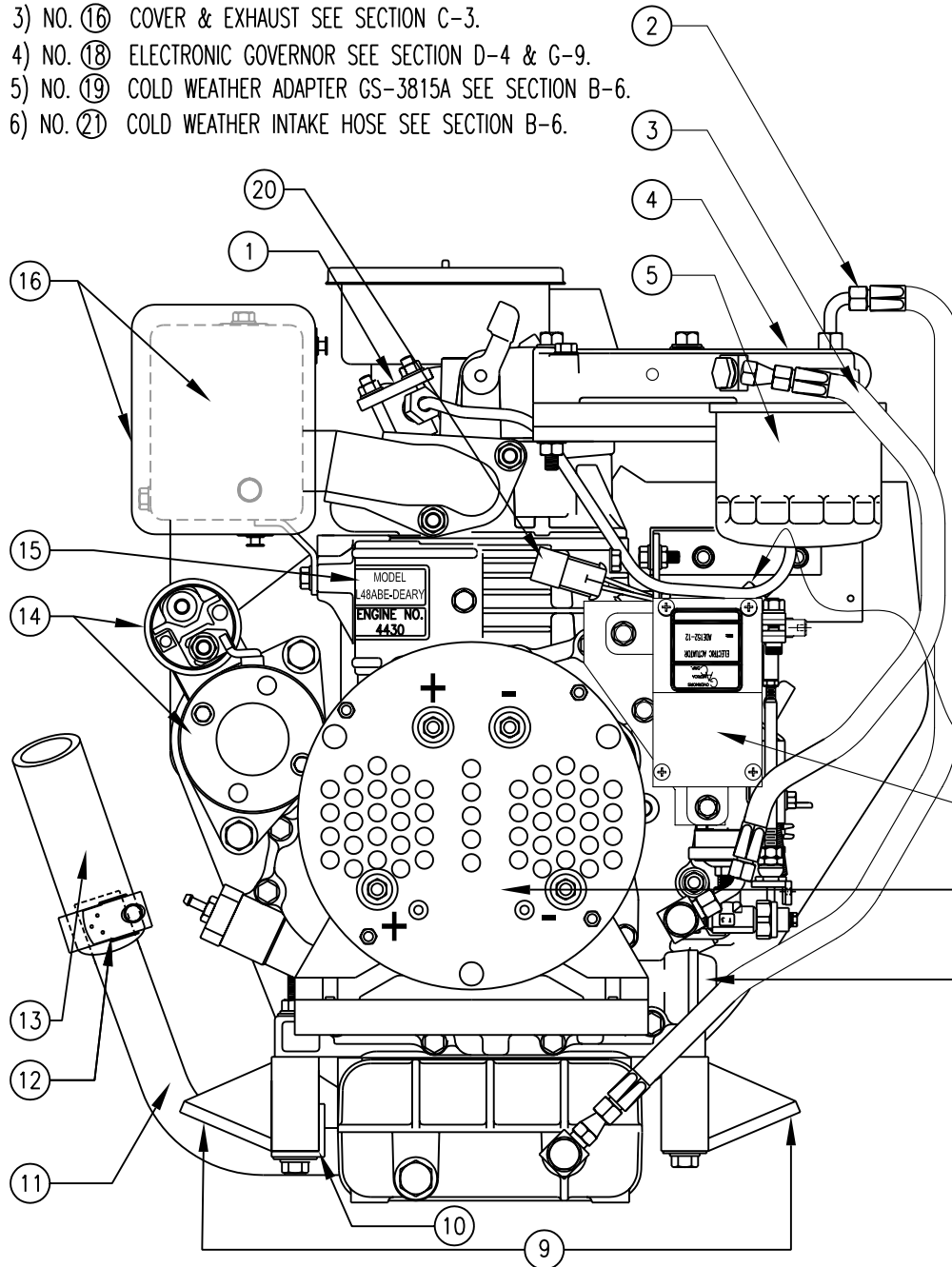
NEW PARTS FOR AEHF:

- 1) NO. ② RETURN OIL LINE HOSE SEE OIL SYSTEM SECTION F-1.
- 2) NO. ③ AIR FILTER SEE AIR FILTER SYSTEM SECTION C-1.
- 3) NO. ④ OIL FILTER BRACKET SPACER SEE OIL SYSTEM SECTION F-1.
- 4) NO. ⑤ AIR FILTER MOUNT/ HEATER BRKT SEE AIR FILTER SYSTEM SECTION C-1.
- 5) NO. ⑥ COVER & EXHAUST SEE SECTION C-3.

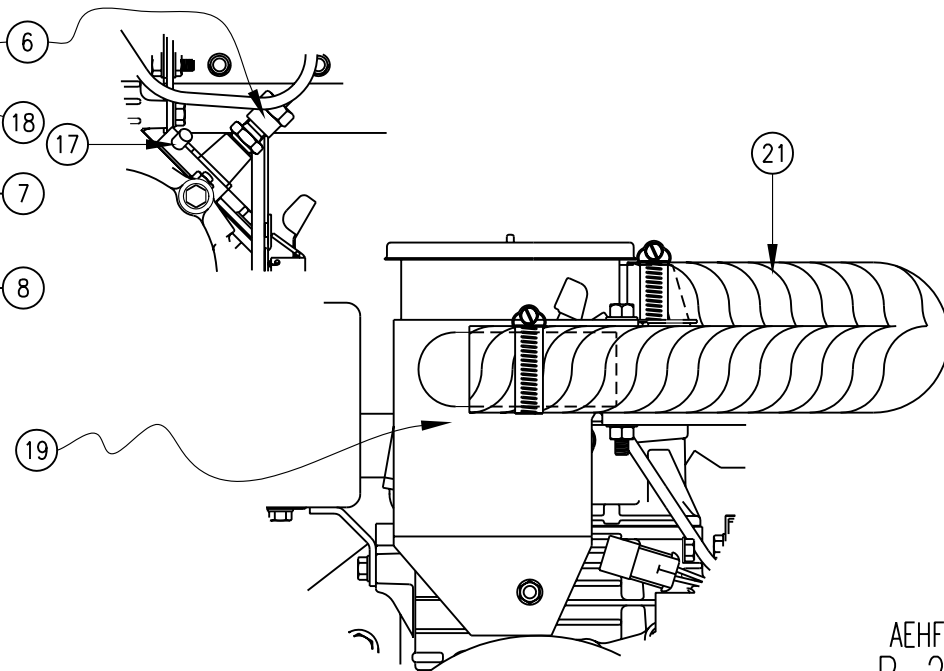


# NEW PARTS FOR AEHF:

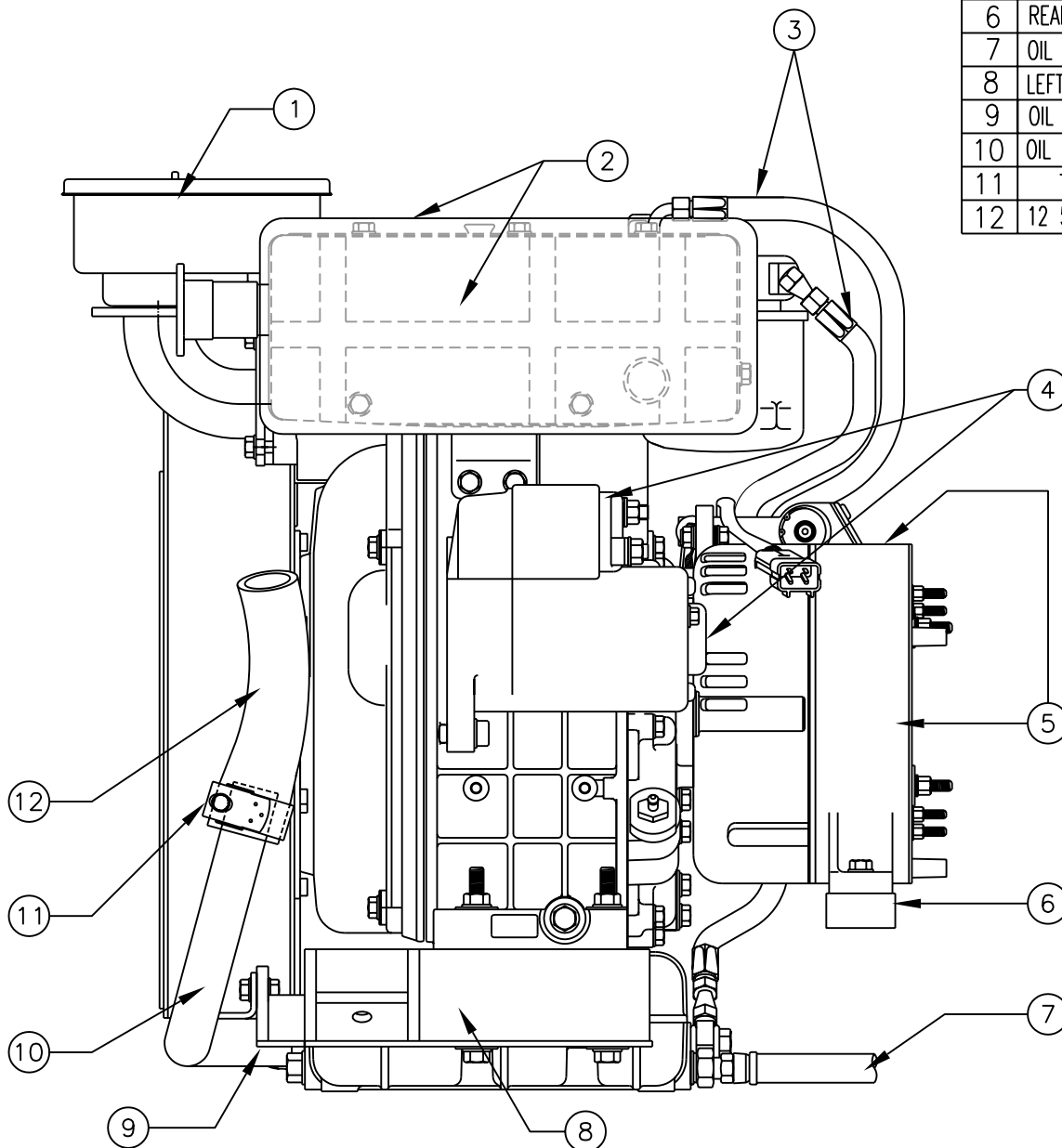
- 1) NO. ② RETURN OIL LINE HOSE SEE OIL SYSTEM SECTION F-1.
- 2) NO. ③ SUPPLY OIL LINE HOSE SEE OIL SYSTEM SECTION F-1.
- 3) NO. ⑩ COVER & EXHAUST SEE SECTION C-3.
- 4) NO. ⑩ ELECTRONIC GOVERNOR SEE SECTION D-4 & G-9.
- 5) NO. ⑩ COLD WEATHER ADAPTER GS-3815A SEE SECTION B-6.
- 6) NO. ⑩ COLD WEATHER INTAKE HOSE SEE SECTION B-6.



NO.	PART DESCRIPTION	MFG.	PART #
1	DIESEL ENGINE INJECTOR	YANMAR	GS-3016
2	RETURN OIL LINE HOSE	SEE OIL SYSTEM SECTION F-1	
3	SUPPLY OIL LINE HOSE	SEE OIL SYSTEM SECTION F-1	
4	OIL FILTER HEADER	SEE OIL SYSTEM SECTION F-1	
5	OIL FILTER	SEE OIL SYSTEM SECTION F-1	
6	FUEL INJECTION PUMP	SEE FUEL SYSTEM SECTION E-4	
7	ALTERNATOR ASSEMBLY	SEE ALTERNATOR SECTION C-4 & C-5	
8	OIL STRAINER W/ O-RING	YANMAR	114250-35110
		RAYTHEON	G-743605-1
		MARTIN DIESEL	GS-3015
9	LEFT AND RIGHT ENGINE MOUNTING BRACKET	SEE SECTION H-1	
10	OIL FILL TUBE SUPPORT BRACKET	MARTIN DIESEL	GS-3714
11	OIL FILL TUBE	MARTIN DIESEL	GS-3702
12	T-BOLT HOSE CLAMP	McMASTER-CARR	5443K19
13	12 5/8" OIL FILL EXTENSION TUBE	MARTIN DIESEL	GS-3787
14	24 VOLT STARTER	SEE ELECTRICAL SYSTEM SECTION G-9	
15	LOCATION OF MODEL AND ENGINE NUMBER		
16	COVER & EXHAUST	SEE EXHAUST SYSTEM SECTION C-3	
17	CONNECT HOSE-FUEL FILTER TO ENGINE	SEE FUEL SYSTEM SECTION E-2	NO.14
18	ELECTRONIC GOVERNOR	GOVERNORS AMERICA CORP.	ADE152-12
19	COLD WEATHER ADAPTER	MARTIN DIESEL	GS-3815A
20	ELECTRONIC GOVERNOR CONNECT TO ACTUATOR	SEE ELECTRICAL SYSTEM SECTION G-9	
21	COLD WEATHER INTAKE AIR HOSE	SEE SECTION B-6	



NO.	PART DESCRIPTION	MFG.	PART #
1	AIR FILTER	SEE EXHAUST SYSTEM SECTION C-1	
2	COVER & EXHAUST	SEE EXHAUST SYSTEM SECTION C-3	
3	RETURN AND SUPPLY OIL LINE HOSE	SEE OIL SYSTEM SECTION F-1	
4	24 VOLT STARTER	SEE ELECTRICAL SYSTEM G-9	
5	ALTERNATOR ASSEMBLY	SEE ALTERNATOR SECTION C-4 & C-5	
6	REAR ALTERNATOR BRACKET	MARTIN DIESEL	GS-3675
7	OIL DRAIN HOSE	MARTIN DIESEL	GS-3777
8	LEFT ENGINE MOUNTING BRACKET	MARTIN DIESEL	GS-3628-L
9	OIL FILL TUBE SUPPORT BRACKET	MARTIN DIESEL	GS-3714
10	OIL FILL TUBE	MARTIN DIESEL	GS-3702
11	T-BOLT HOSE CLAMP	McMASTER-CARR	5443K19
12	12 5/8" OIL FILL EXTENSION TUBE	MARTIN DIESEL	GS-3787

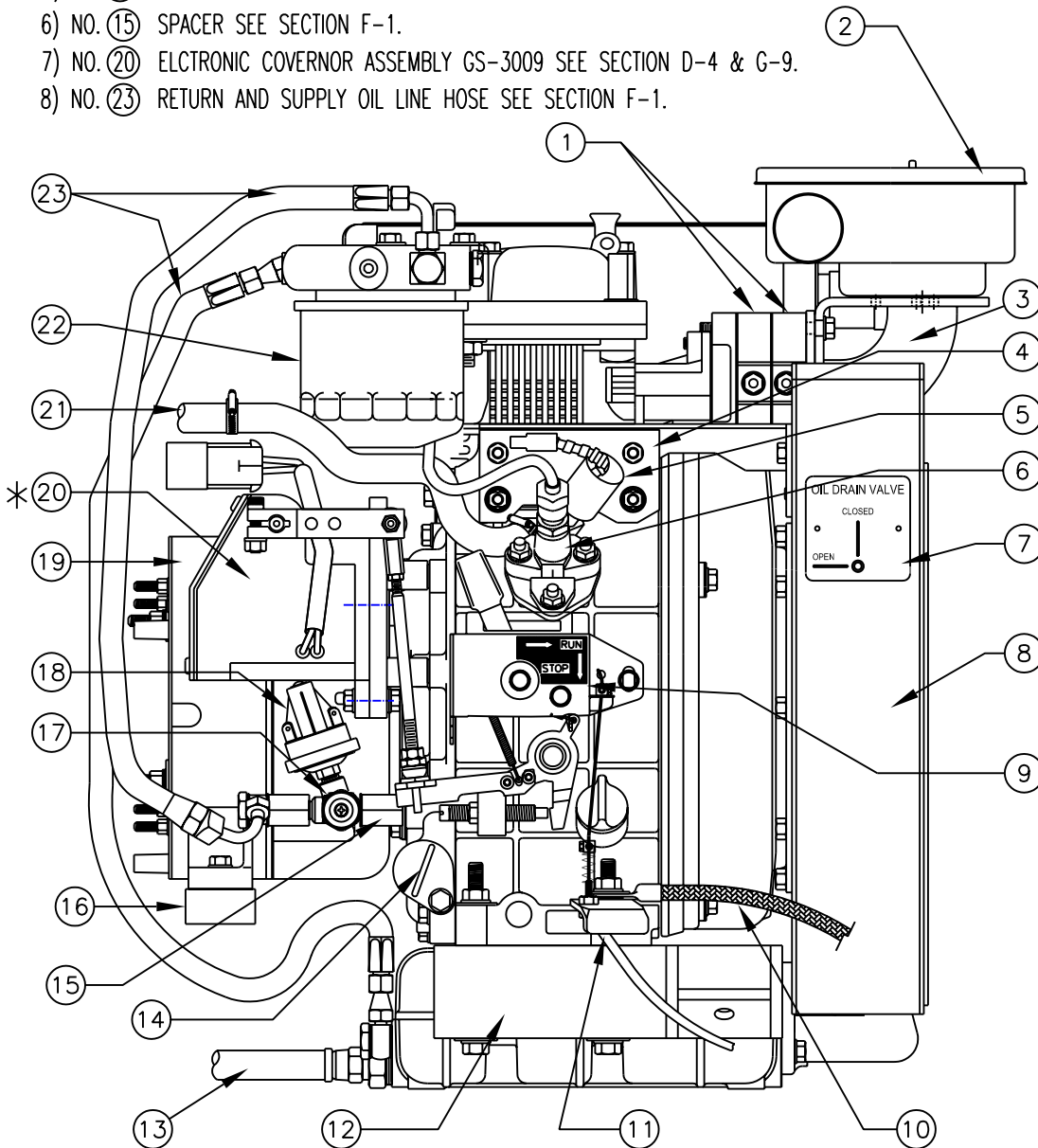


#### NEW PARTS FOR AEHF:

- 1) NO. ① AIR FILTER SEE EXHAUST SYSTEM SECTION C-1.
- 2) NO. ② COVER & EXHAUST SEE EXHAUST SYSTEM SECTION C-3.
- 3) NO. ③ RETURN AND SUPPLY OIL HOSE SEE OIL SYSTEM SECTION F-1.

# NEW PARTS FOR AEHF:

- 1) NO. ② AIR FILTER SEE SECTION C-1.
- 2) NO. ③ AIR FILTER MOUNT ASSEMBLY SEE SECTION C-1.
- 3) NO. ④ SPACER GS-3827.
- 4) NO. ⑤ FUEL SOLENOID SEE SECTION E-4.
- 5) NO. ⑨ THROTTLE CONTROL SEE SECTION D-3.
- 6) NO. ⑮ SPACER SEE SECTION F-1.
- 7) NO. ⑳ ELCTRONIC COVERNOR ASSEMBLY GS-3009 SEE SECTION D-4 & G-9.
- 8) NO. ㉓ RETURN AND SUPPLY OIL LINE HOSE SEE SECTION F-1.

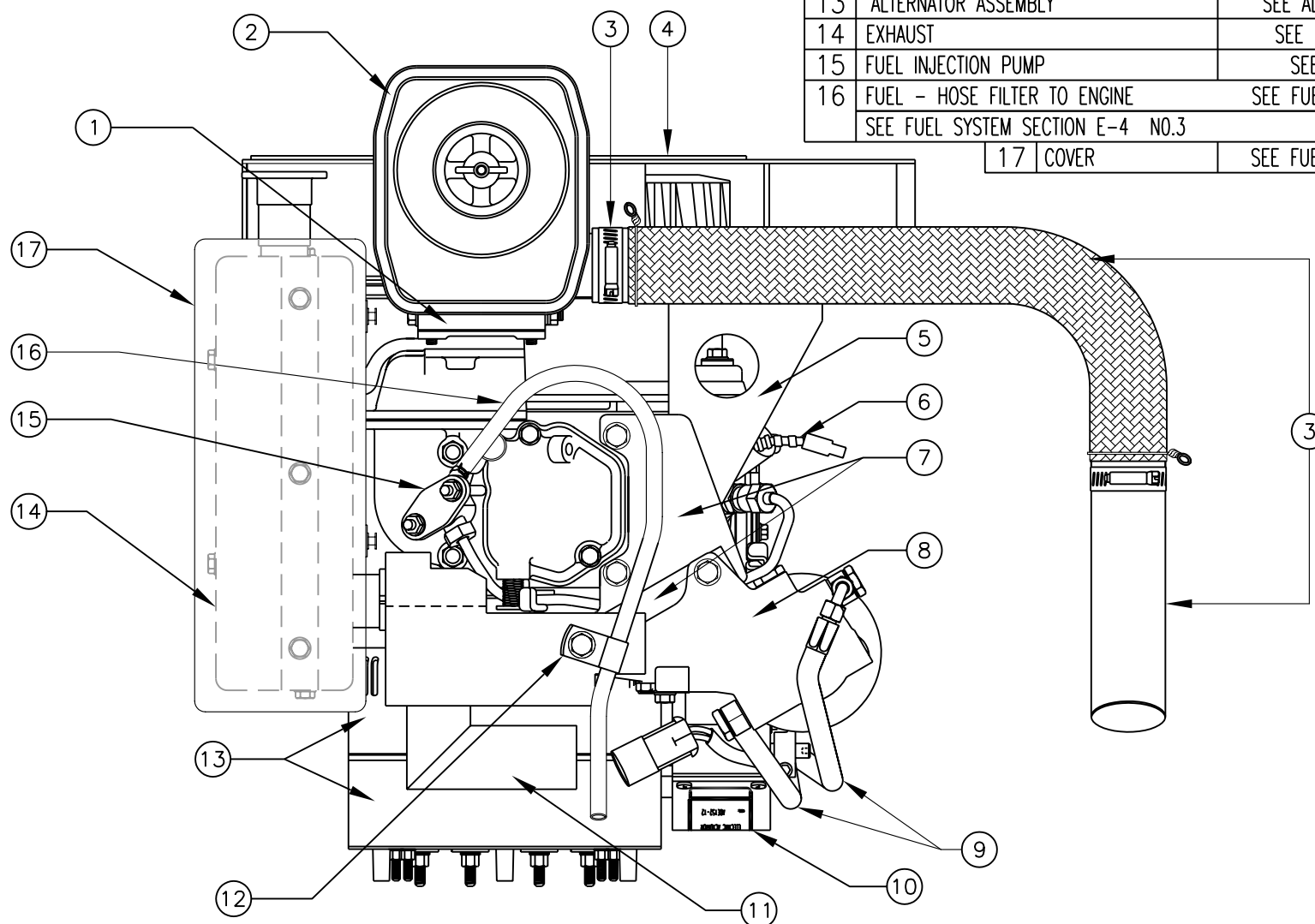


NO.	PART DESCRIPTION	MFG.	PART #
1	AIR HEATER ASSEMBLY	SEE AIR HEATER SECTION C-1 & C-2	
2	AIR FILTER	SEE AIR FILTER SECTION C-1	
3	AIR FILTER MOUNT ASSEMBLY	SEE AIR FILTER SECTION C-1	
4	SPACER	MARTIN DIESEL	GS-3827
5	FUEL SOLENOID	SEE FUEL SYSTEM SECTION E-4	
6	FUEL INJECTION PUMP	SEE FUEL SYSTEM SECTION E-4	
7	OIL DRAIN VALVE DECAL	MARTIN DIESEL	GS-3693
8	INTAKE BLOWER HOUSING	MARTIN DIESEL	GS-3502-1
9	THROTTLE CONTROL	SEE THROTTLE CONTROL SECTION D-3	
10	NEGATIVE BATTERY CABLE	SEE BATTERY & CHARGING SECTION G-6	
11	MANUAL STOP CABLE SYSTEM	SEE STOP CABLE SYSTEM SECTION D-2	
12	RIGHT ENGINE MOUNTING BRACKET	MARTIN DIESEL	GS-3628-R
13	OIL DRAIN HOSE	MARTIN DIESEL	GS-3777
14	STRAINER- LUB. OIL	YANMAR	114250-35110
		RAYTHEON	G-743605-1
		MARTIN DIESEL	GS-3015
15	SPACER	SEE OIL SYSTEM SECTION F-1	
16	REAR ALTERNATOR BRACKET	MARTIN DIESEL	GS-3675
17	PRESSURE SWITCH 14psi NORMALLY CLOSED	SEE OIL SYSTEM SECTION F-1	
18	PRESSURE SWITCH NORMALLY OPEN	SEE OIL SYSTEM SECTION F-1	
19	ALTERNATOR ASSEMBLY	SEE ALTERNATOR SECTION C-4 & C-5	
* ELECTRONIC GOVERNOR ASSEMBLY GS-3009 SEE SECTION D-4 & G-9			
20	ELECTRONIC GOVERNOR	GOVERNORS AMERICA CORP.	ADE152-12
*	ACTUATOR	MARTIN DIESEL	GS-3009-1
*	MODULE	MARTIN DIESEL	GS-3009-2
*	LINKAGE KIT	MARTIN DIESEL	GS-3009-3
*	RELAY	MARTIN DIESEL	GS-3009-4
*	COMPLETE ELECTRONIC GOVERNOR BRKT	MARTIN DIESEL	GS-3009-5
21	FUEL- HOSE FILTER TO ENGINE	SEE FUEL SYSTEM SECTION E-2 NO.14	
	SEE FUEL SYSTEM SECTION E-4 NO.3		
22	OIL FILTER	SEE OIL SYSTEM SECTION F-1	
23	RETURN AND SUPPLY OIL LINE HOSE	SEE OIL SYSTEM SECTION F-1	

NEW PARTS FOR AEHF:

- 1) NO. ② AIR FILTER SEE SECTION C-1 & C-2.
- 2) NO. ③ AIR FILTER HOSE SEE SECTION C-1.
- 3) NO. ⑥ FUEL SOLENOID SEE SECTION E-4.
- 4) NO. ⑦ SPACER SEE OIL SYSTEM SECTION F-1.
- 5) NO. ⑨ RETURN OIL LINE & SUPPLY OIL LINE SECTION F-1.
- 6) NO. ⑩ ELECTRONIC GOVERNOR ASSEMBLY SEE SECTION D-4 & G-9.
- 7) NO. ⑪ COLD WEATHER ADAPTER SEE BACK ENGINE VIEW SECTION B-2 NO.19.
- 8) NO. ⑭ EXHAUST SEE EXHAUST SYSTEM SECTION C-3.
- 9) NO. ⑰ COVER SEE EXHAUST SYSTEM SECTION C-3.

NO.	PART DESCRIPTION	MFG.	PART #
1	AIR HEATER	SEE AIR HEATER ASSEMBLY SECTION	C-1 & C-2
2	AIR FILTER	SEE AIR HEATER ASSEMBLY SECTION	C-1 & C-2
3	AIR FILTER HOSE	SEE AIR HEATER ASSEMBLY SECTION	C-1
4	INTAKE BLOWER HOUSING	MARTIN DIESEL	GS-3502
5	FAN BRACKET	MARTIN DIESEL	GS-3641
6	FUEL SOLENOID	SEE FUEL SYSTEM SECTION	E-4
7	OIL FILTER BRACKET & SPACER	SEE OIL SYSTEM SECTION	F-1
8	OIL FILTER HEADER	SEE OIL SYSTEM SECTION	F-1
9	RETURN OIL LINE & SUPPLY OIL LINE	SEE OIL SYSTEM SECTION	F-1
10	ELECTRONIC GOVERNOR	SEE SECTION D-4 & G-9	
11	COLD WEATHER ADAPTER	SEE BACK ENGINE VIEW SECTION B-2	NO. 19
12	TUBE CLAMP	SEE OIL SYSTEM SECTION	F-1
13	ALTERNATOR ASSEMBLY	SEE ALTERNATOR SECTION	C-4 & C-5
14	EXHAUST	SEE EXHAUST SYSTEM SECTION	C-3
15	FUEL INJECTION PUMP	SEE FUEL SYSTEM SECTION	E-4
16	FUEL - HOSE FILTER TO ENGINE	SEE FUEL SYSTEM SECTION E-2	NO. 14
	SEE FUEL SYSTEM SECTION E-4	NO.3	
17	COVER	SEE FUEL EXHAUST SYSTEM SECTION	C-3

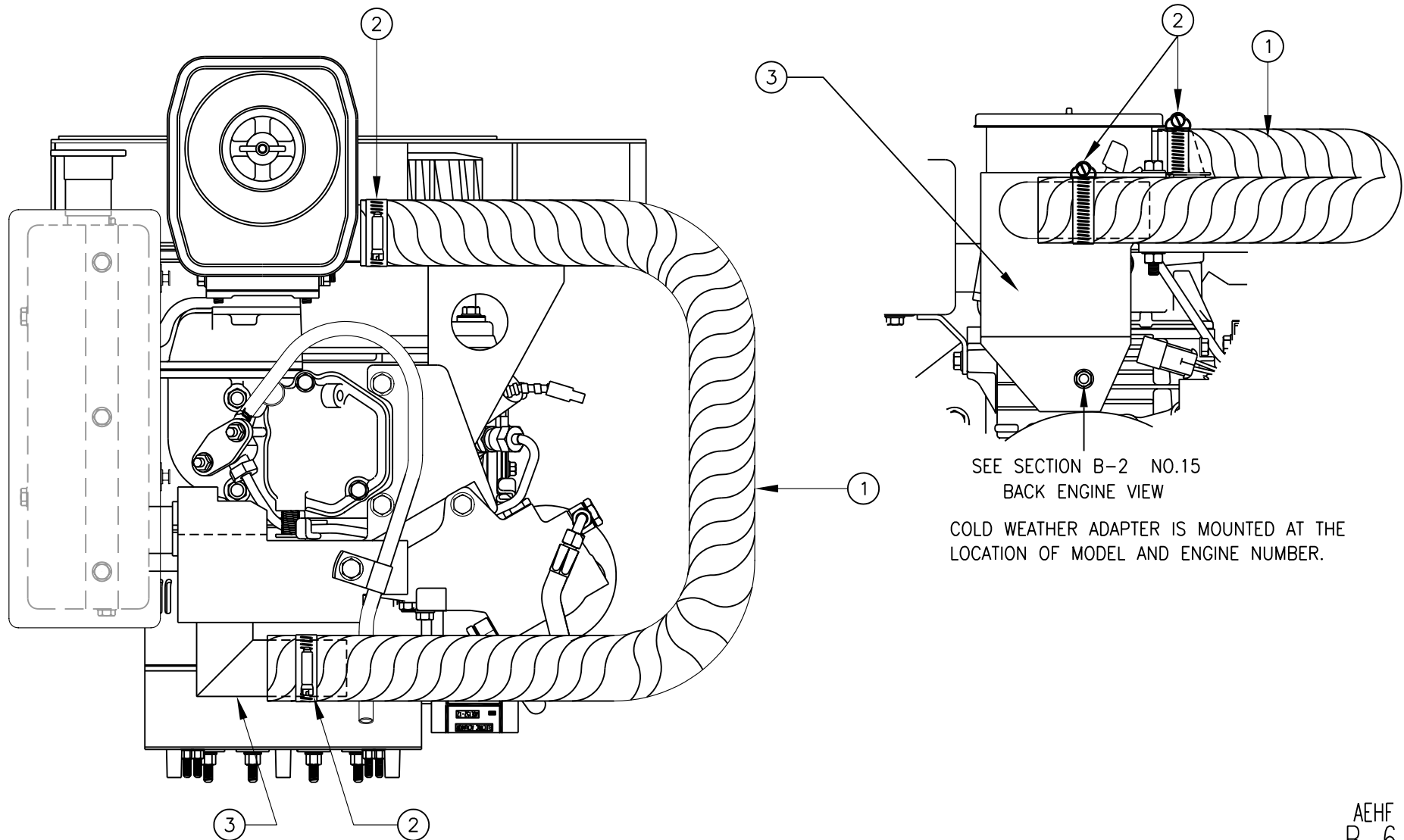


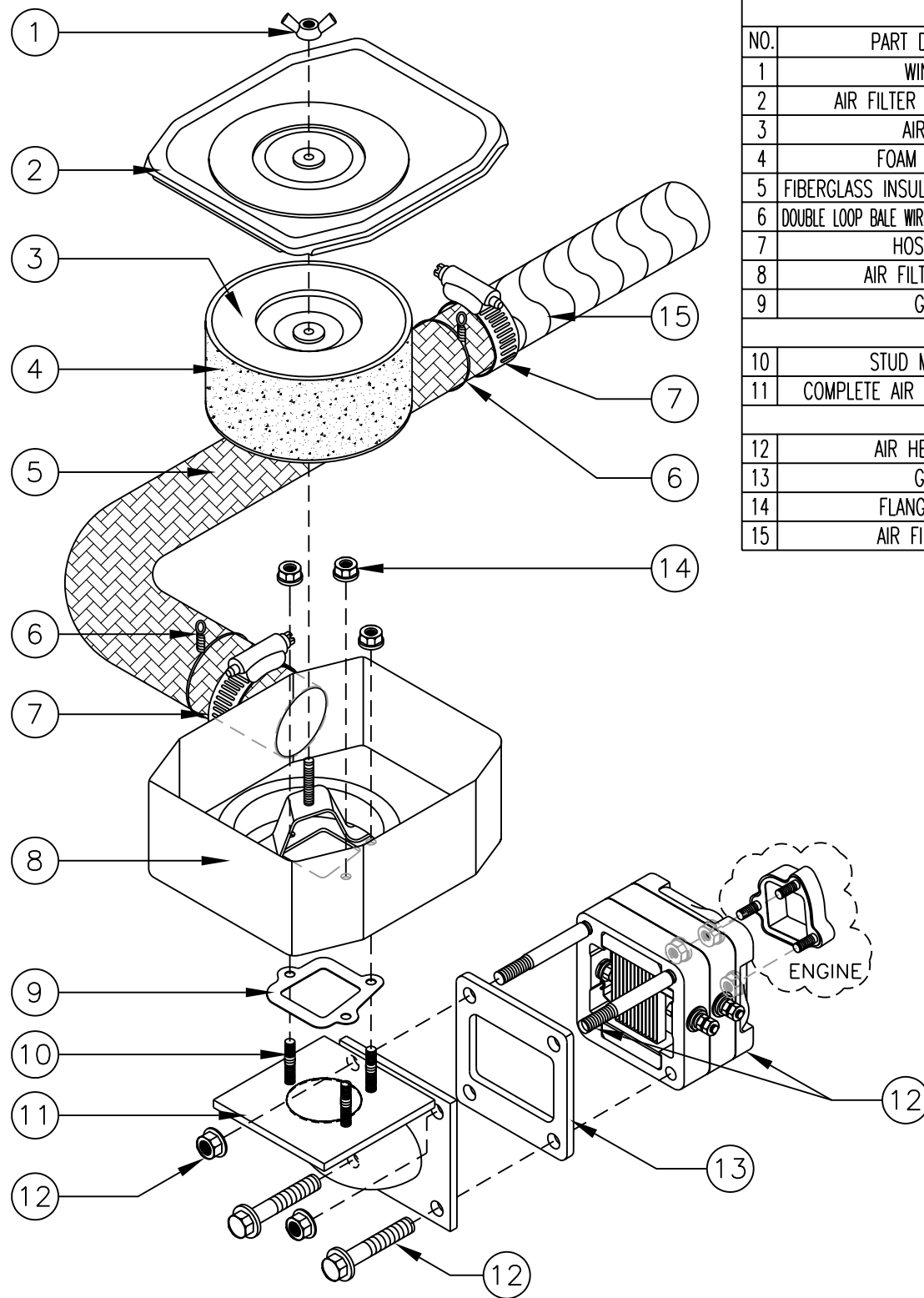
NEW PARTS FOR AEHF:

- 1) NO. ① COLD WEATHER INTAKE AIR HOSE GS-3847.
- 2) NO. ② HOSE CLAMPS.
- 3) NO. ③ COLD WEATHER ADAPTER.

COLD WEATHER INTAKE AIR HOSE				
NO.	PART DESCRIPTION	REQ'D	MFG.	PART #
1*	COLD WEATHER INTAKE AIR HOSE	1	MARTIN DIESEL	GS-3847
2	HOSE CLAMP	2	SIZE 24	
3	COLD WEATHER ADAPTER	1	MARTIN DIESEL	GS-3815A

\* DURING COLD WEATHER, IN SECTION C-1, REMOVE AIR FILTER HOSE GS-3835-1 ASSEMBLY.  
REPLACE WITH COLD WEATHER INTAKE AIR HOSE GS-3847 AND HOSE CLAMPS AS SHOWN.





# AIR FILTER ASSY

NO.	PART DESCRIPTION	REQ'D	MFG.	P/N	
1	WING NUT	1	YANMAR	114250-12550	
2	AIR FILTER HOUSING COVER	1	YANMAR	114288-12590	
3	AIR FILTER	1	YANMAR	114250-12580	
4	FOAM OVERLINER	1	YANMAR	114250-12580F	
5	FIBERGLASS INSULATION 2" ID TUBING	1	MARTIN DIESEL	GS-3835-2	
6	DOUBLE LOOP BALE WIRE TIES 12" L TYPE 304 SS	2	McMASTER-CARR	2001T213	
7	HOSE CLAMP	2	SIZE 24		
8	AIR FILTER HOUSING	1	YANMAR	114288-12530	
9	GASKET	2	YANMAR	114250-12211	
AIR FILTER MOUNT ASSY GS-3809					COMPLETE ASSY GS-3809
10	STUD M6 x 1.0MM	3	YANMAR	26226-060142	
11	COMPLETE AIR FILTER MOUNT ASSY	1	MARTIN DIESEL	GS-3809	INCLUDE PART# 10,11
12	AIR HEATER ASSY	1	SEE AIR HEATER ASSY SECTION C-2		
13	GASKET	1	MARTIN DIESEL	GS-3819	
14	FLANGE NUT M6	3	YANMAR	26366-060002	
15	AIR FILTER HOSE	1	MARTIN DIESEL	GS-3835-1	

## NEW PARTS FOR AEHF:

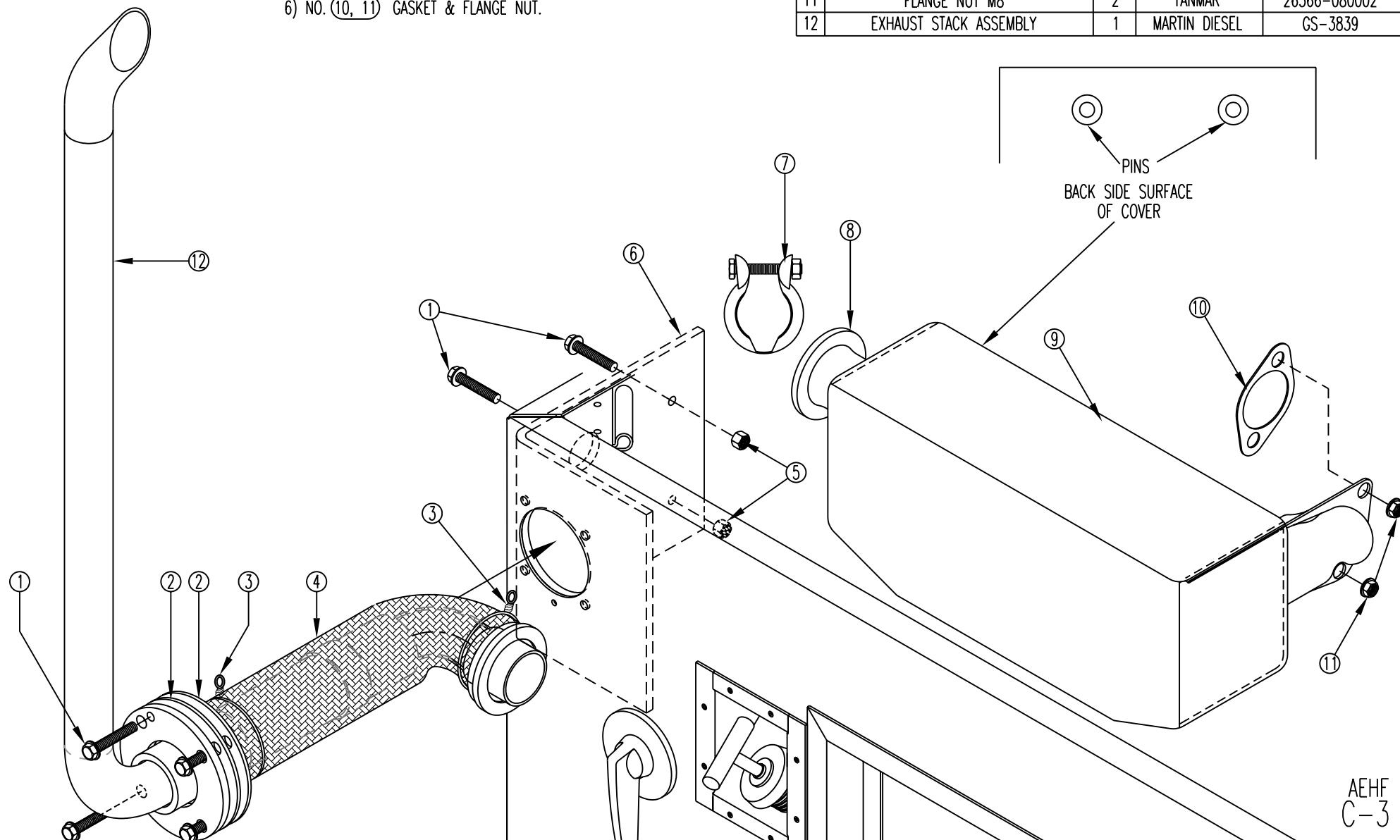
- 1) NO. ② AIR FILTER HOUSING COVER P/N 114288-12590.
- 2) NO. ⑤ FIBERGLASS INSULATION 2" ID TUBING GS-3835-2.
- 3) NO. ⑥ DOUBLE LOOP BALE WIRE TIES 12" L TYPE 304 SS.
- 4) NO. ⑦ HOSE CLAMP SIZE 24.
- 5) NO. ⑮ AIR FILTER HOSE GS-3835-1.
- 6) NO. ⑧ AIR FILTER HOUSING P/N 114288-12530.
- 7) NO. ⑩ STUD M6 x 1.0MM P/N 26226-060142.
- 8) NO. ⑪ COMPLETE AIR FILTER MOUNT ASSY GS-3809.
- 9) NO. ⑫ AIR HEATER ASSY SEE C-2.
- 10) NO. ⑬ GASKET GS-3819.



NEW PARTS FOR AEHF:

- 1) NO. (1, 2, 3, 4, 5, 12) BOLT, GRAPHITE GASKET, TIES, FIBERGLASS INSULATION, LOCK NUT, EXHAUST STACK ASSEMBLY.
- 2) NO. (6) EXHAUST PIPE SUPPORT BRKT GS-3813.
- 3) NO. (7) CLAMP P/N55000-125S.
- 4) NO. (8) MUFFLER GS-3841.
- 5) NO. (9) COVER GS-3849.
- 6) NO. (10, 11) GASKET & FLANGE NUT.

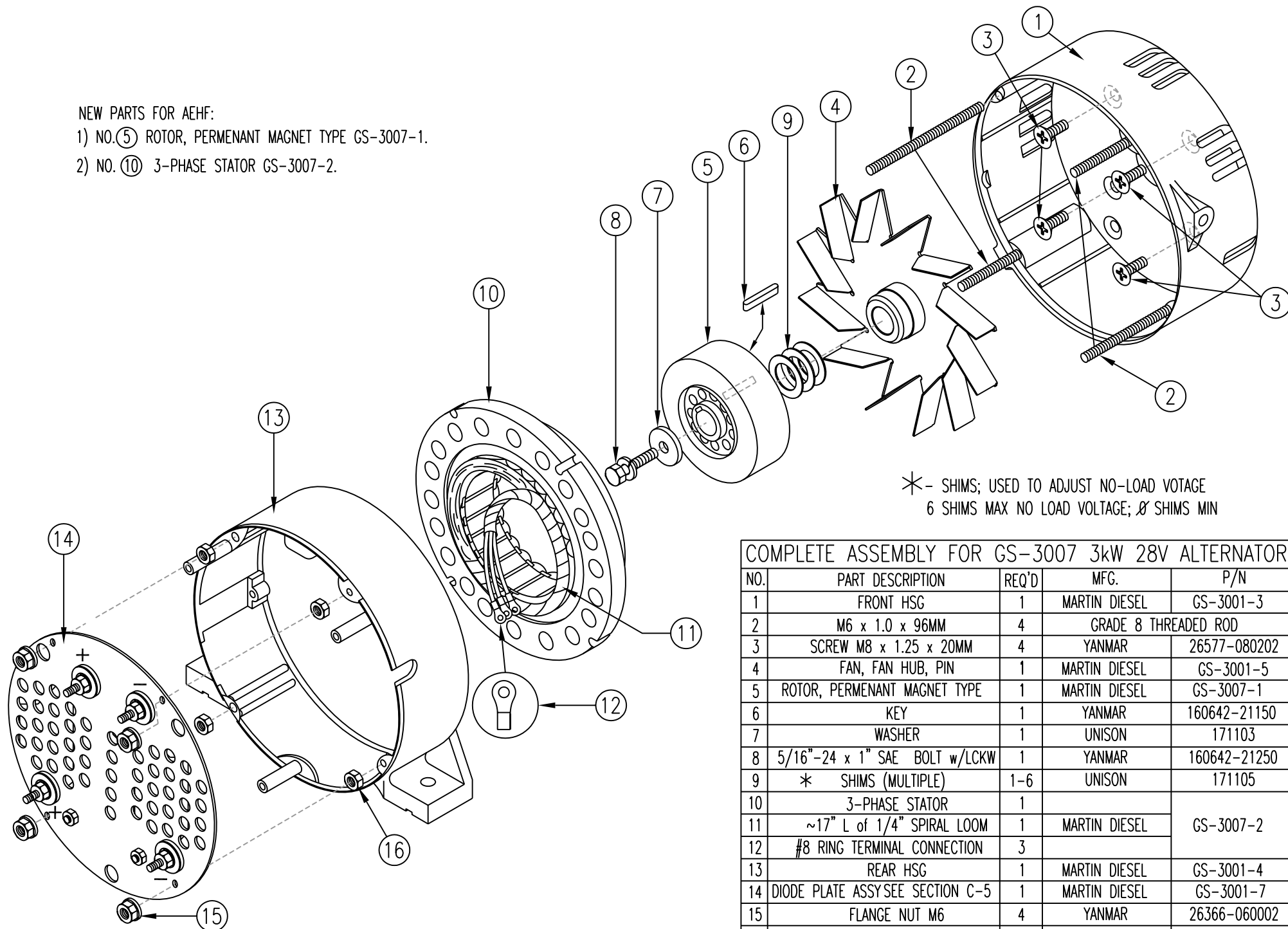
NO.	PART DESCRIPTION	REQ'D	MFG.	P/N
1	FLANGE HEX BOLT	6	1/4" - 20 x 3/4" SS	
2	GRAPHITE GASKET	2	MARTIN DIESEL	GS-3817
3	DOUBLE LOOP BALE WIRE TIES TYPE 304 SS	2	McMASTER-CARR	2001T212
4	FIBERGLASS INSULATION 2" ID TUBING	1	MARTIN DIESEL	GS-3839-4
5	NYLON INSERT LOCKNUT	2	1/4" - 20	
6	EXHAUST PIPE SUPPORT BRKT	1	MARTIN DIESEL	GS-3813
7	CLAMP	1	AEROQUIP	55000-125S
8	MUFFLER	1	MARTIN DIESEL	GS-3841
9	COVER	1	MARTIN DIESEL	GS-3849
10	GASKET	1	YANMAR	114250-13201
11	FLANGE NUT M8	2	YANMAR	26366-080002
12	EXHAUST STACK ASSEMBLY	1	MARTIN DIESEL	GS-3839





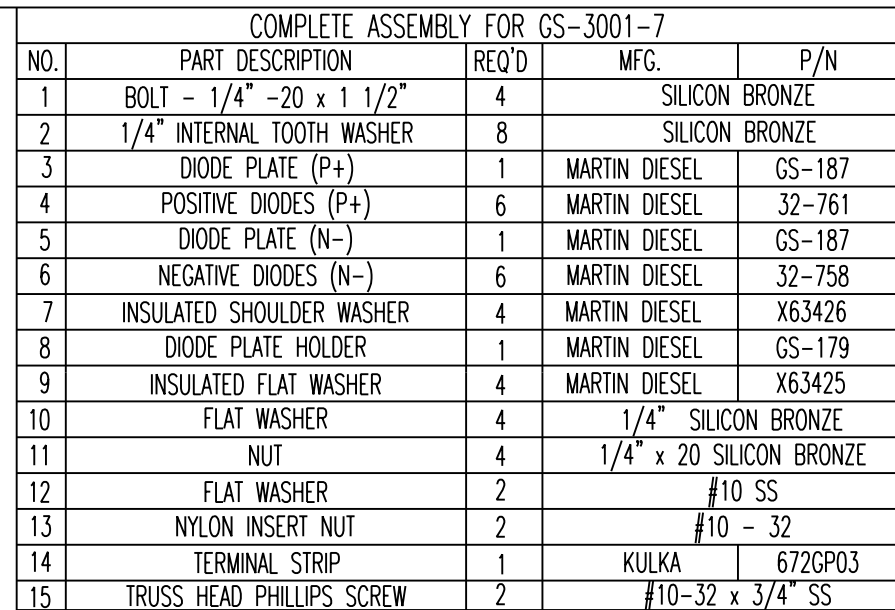
NEW PARTS FOR AEHF:

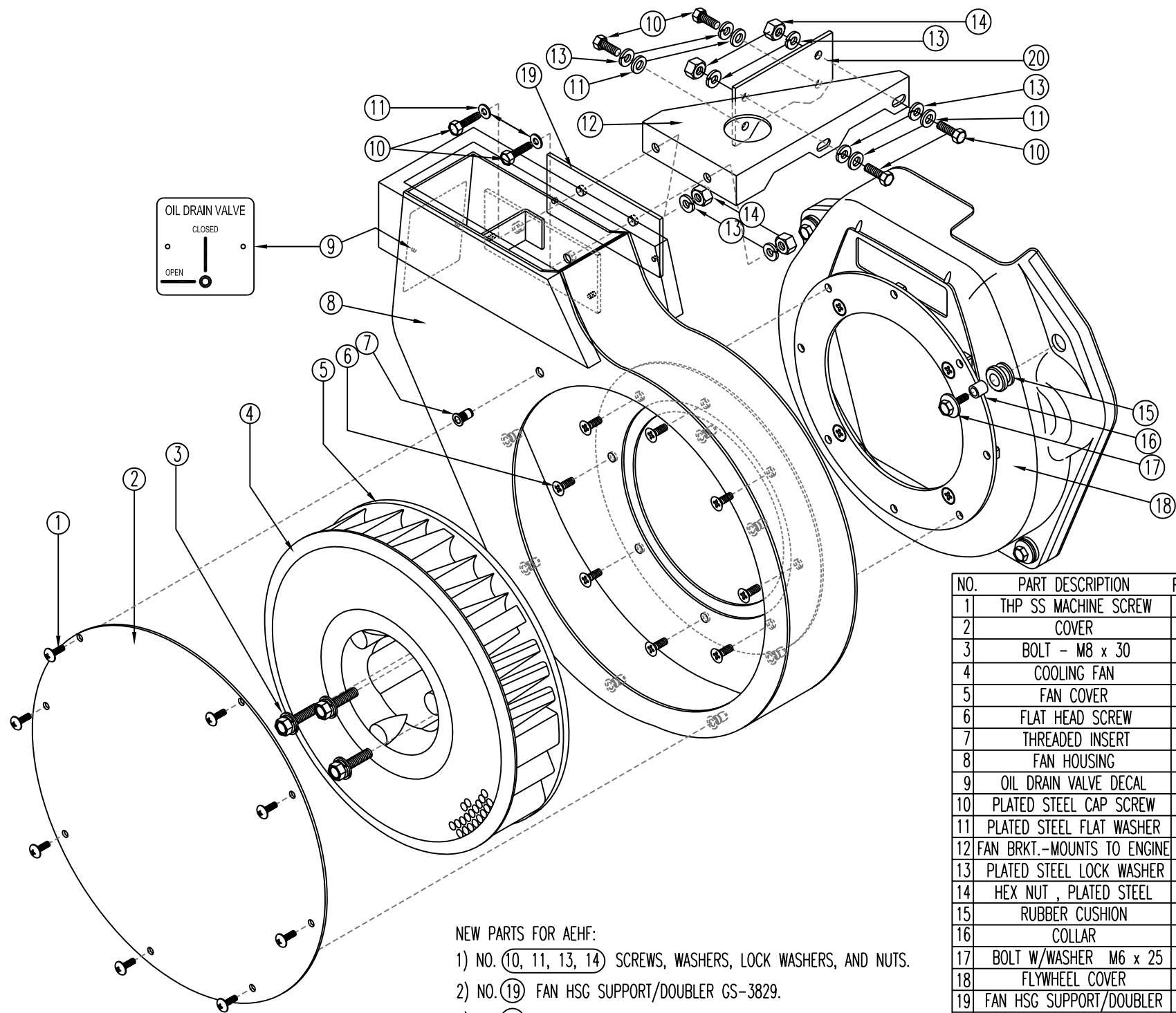
- 1) NO. ⑤ ROTOR, PERMENANT MAGNET TYPE GS-3007-1.
- 2) NO. ⑩ 3-PHASE STATOR GS-3007-2.



COMPLETE ASSEMBLY FOR GS-3007 3kW 28V ALTERNATOR

NO.	PART DESCRIPTION	REQ'D	MFG.	P/N
1	FRONT HSG	1	MARTIN DIESEL	GS-3001-3
2	M6 x 1.0 x 96MM	4	GRADE 8 THREADED ROD	
3	SCREW M8 x 1.25 x 20MM	4	YANMAR	26577-080202
4	FAN, FAN HUB, PIN	1	MARTIN DIESEL	GS-3001-5
5	ROTOR, PERMENANT MAGNET TYPE	1	MARTIN DIESEL	GS-3007-1
6	KEY	1	YANMAR	160642-21150
7	WASHER	1	UNISON	171103
8	5/16"-24 x 1" SAE BOLT w/LCKW	1	YANMAR	160642-21250
9	* SHIMS (MULTIPLE)	1-6	UNISON	171105
10	3-PHASE STATOR	1		GS-3007-2
11	~17" L of 1/4" SPIRAL LOOM	1	MARTIN DIESEL	
12	#8 RING TERMINAL CONNECTION	3		
13	REAR HSG	1	MARTIN DIESEL	GS-3001-4
14	DIODE PLATE ASSY SEE SECTION C-5	1	MARTIN DIESEL	GS-3001-7
15	FLANGE NUT M6	4	YANMAR	26366-060002
16	NUT	4	M6	





# NEW PARTS FOR AEHF:

- 1) NO. (10, 11, 13, 14) SCREWS, WASHERS, LOCK WASHERS, AND NUTS.
- 2) NO. (19) FAN HSG SUPPORT/DOUBLER GS-3829.
- 3) NO. (20) SPACER GS-3827.

NO.	PART DESCRIPTION	REQ'D	MFG.	P/N
1	THP SS MACHINE SCREW	8	#10-32 x 1/2"	
2	COVER	1	MARTIN DIESEL	GS-3502-1
3	BOLT - M8 x 30	3	YANMAR	26014-080302
4	COOLING FAN	1	YANMAR	183366-45600
5	FAN COVER	1	YANMAR	18366-45410
6	FLAT HEAD SCREW	8	M6 x 15MM	
7	THREADED INSERT	8	#10-32 INTERNAL THREAD,	
8	FAN HOUSING	1	MARTIN DIESEL	GS-3502
9	OIL DRAIN VALVE DECAL	1	MARTIN DIESEL	GS-3693
10	PLATED STEEL CAP SCREW	6	M6 x 1.0 x 20MM	
11	PLATED STEEL FLAT WASHER	6	6MM	
12	FAN BRKT.-MOUNTS TO ENGINE	1	MARTIN DIESEL	GS-3641
13	PLATED STEEL LOCK WASHER	8	M6	
14	HEX NUT , PLATED STEEL	4	M6 x 1.0	
15	RUBBER CUSHION	4	YANMAR	114250-45300
16	COLLAR	4	YANMAR	114250-45310
17	BOLT W/WASHER M6 x 25	4	YANMAR	114370-45351
18	FLYWHEEL COVER	1	YANMAR	183268-45110
19	FAN HSG SUPPORT/DOUBLER	1	MARTIN DIESEL	GS-3829
20	SPACER	1	MARTIN DIESEL	GS-3827

# NEW PARTS FOR AEHF:

- 1) NO. (1, 2, 3, 7, 8, 10, 11) SCREWS, WASHERS, NUTS, LOCKNUT.
- 2) NO. (4) MOUNTING PLATE GS-3843.
- 3) NO. (5 & 6) RELAY & RELAY SOCKET COMPLETE GS-3009-4.
- 4) NO. (9) COMPLETE MODULE GS-3009-2.
- 5) NO. (12) THROTTLE CONTROL SEE SECTION D-3.

NO.	PART DESCRIPTION	REQ'D	MFG.	P/N
1	FLAT HEAD PHILLIPS SCREW	2	1/4"-20 x 3/4" SS	
2	FLAT HEAD PHILLIPS SCREW	3	#8-32 x 1/2" SS	
3	FLAT HEAD PHILLIPS SCREW	2	#8-32 x 7/8" SS	
4	MOUNTING PLATE	1	MARTIN DIESEL	GS-3843
*	RELAY COMPLETE GS-3009-4 ALSO SEE SECTION G-9			
5	RELAY	1	BOSCH	0-332-207-402
6*	RELAY SOCKET	1	BOSCH	3-334-485-045
7	WASHER	5	#8 SS	
8	NYLON INSERT LOCKNUT	5	#8-32 SS	
*	COMPLETE MODULE GS-3009-2 ALSO SEE SECTION G-9			
9*	MODULE	1	GOVERNORS AMERICA CORP.	SLC101
10	NUT	2	1/4" SS	
11	WASHER	2	1/4" SS	
12	THROTTLE CONTROL	1	SEE SECTION D-3	

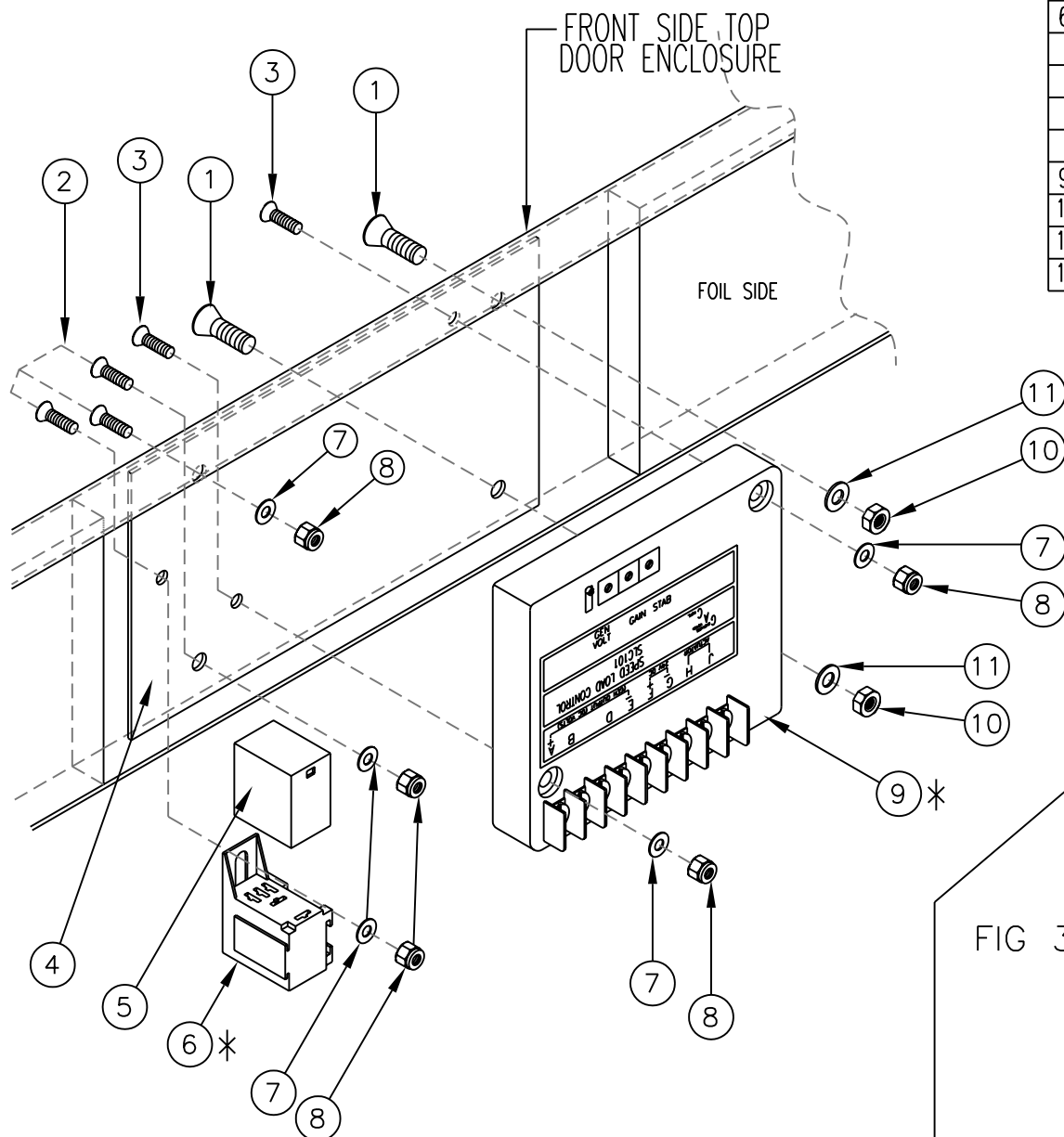
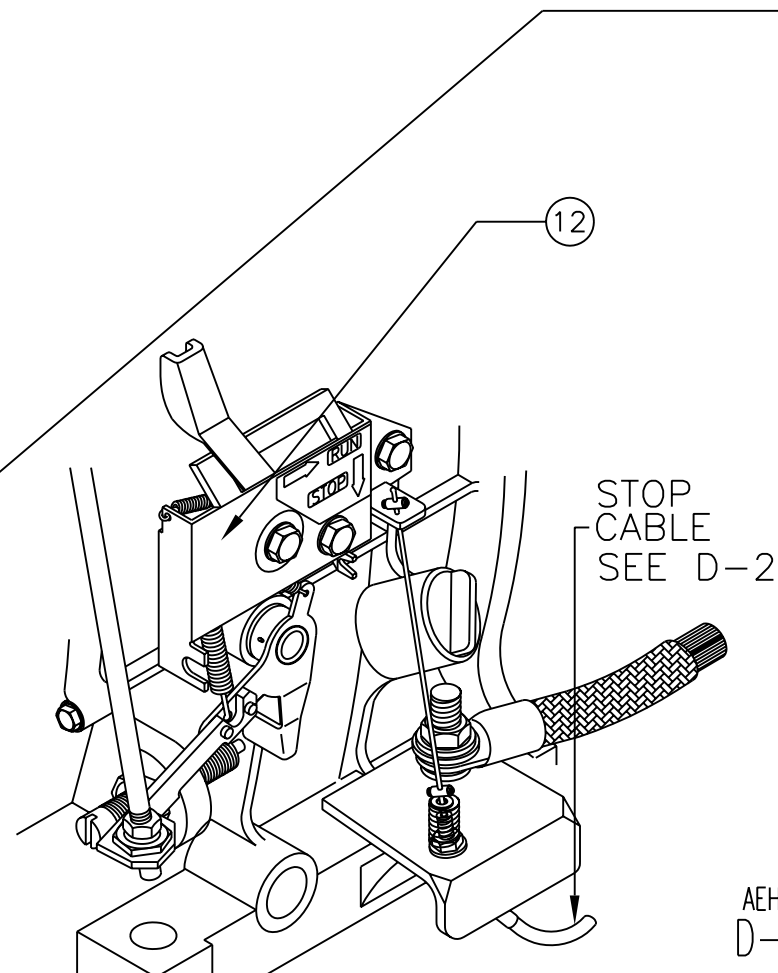
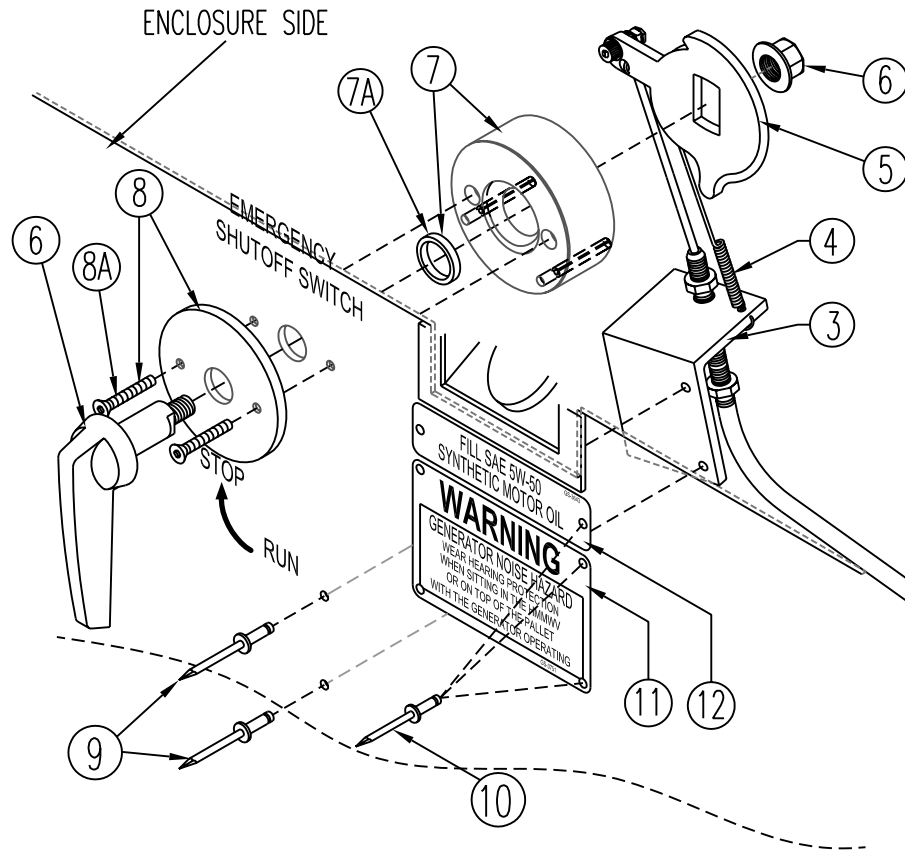


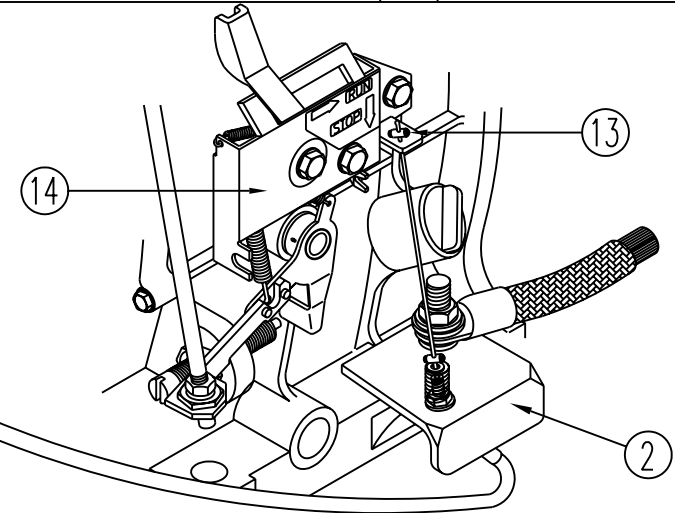
FIG 3-1



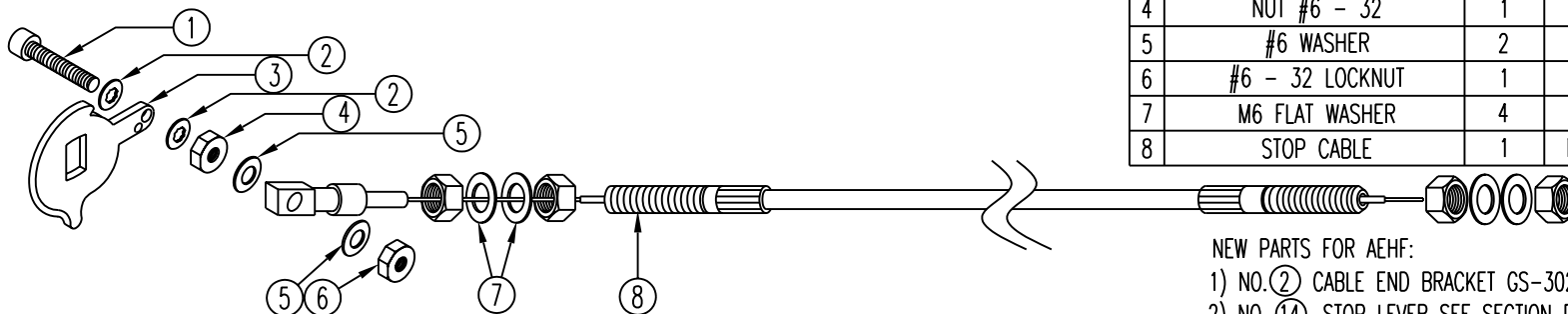
# COMPLETE MANUAL STOP CABLE SYSTEM P/N GS-3024 COMPLETE SYSTEM INCLUDES P/N's 1-8



NO.	PART DESCRIPTION	REQ'D	MFG.	P/N
1	MANUAL STOP CABLE (SEE DETAIL BELOW)	1	MARTIN DIESEL	GS-3024-1
2	CABLE END BRACKET	1	MARTIN DIESEL	GS-3024-7
3	ENCLOSURE BRACKET	1	MARTIN DIESEL	GS-3024-6
4	SPRING, LEVER	1	YANMAR	183250-66331
5	LOCK LEVER	1	YANMAR	183266-66230
6	EMERGENCY STOP HANDLE & NUT	1	MARTIN DIESEL	GS-3024-2
7	LG. SPACER W/O-RING	1	MARTIN DIESEL	GS-3024-3
A	O-RING	1	YANMAR	24311-00120
8	SM. SPACER W/#6-32x3/4" SCREWS	1	MARTIN DIESEL	GS-3024-4
A	TAPERHEAD CAP SCREW	2	#6-32 x 3/4"	
9	SS RIVET	2	1/8" x 1/4"	
10	SS RIVET	6	1/8" x 1/8"	
11	WARNING / GENERATOR NOISE HAZARD TAG	1	MARTIN DIESEL	GS-3751
12	OIL FILL TAG	1	MARTIN DIESEL	GS-3643
13	CABLE STOP	1	SEE SECTION D-3 FOR P/N	
14	STOP LEVER	1	SEE SECTION D-3 FOR P/N	



## MANUAL STOP CABLE (P/N GS-3024-1)

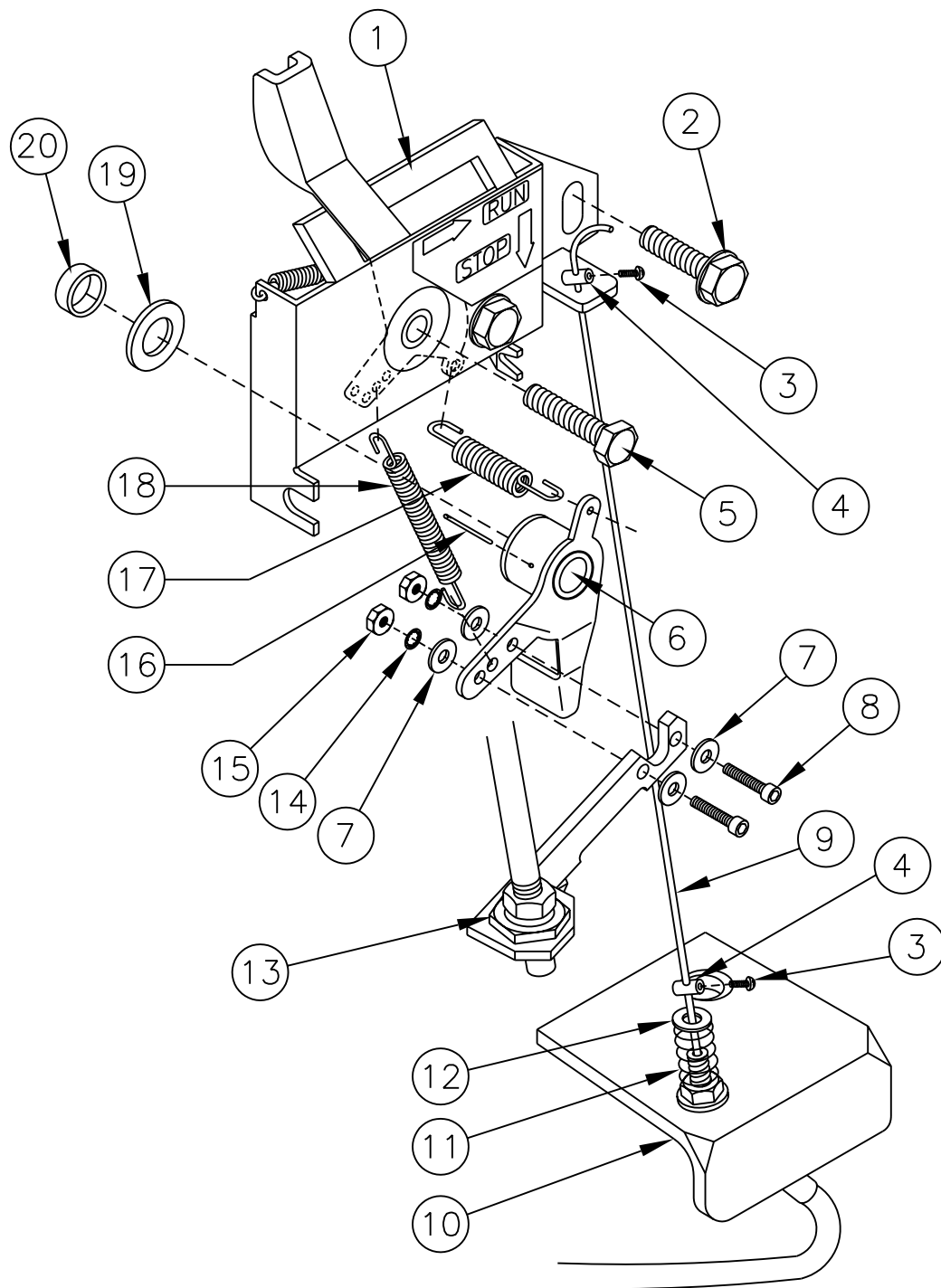


NO.	PART DESCRIPTION	REQ'D	P/N
1	ALLEN HEAD CAP SCREW	1	6 - 32 x 3/4"
2	INTERNAL TOOTH LOCK WASHER	2	#6 SS
3	LOCK LEVER	1	YANMAR
4	NUT #6 - 32	1	SS
5	#6 WASHER	2	SS
6	#6 - 32 LOCKNUT	1	SS
7	M6 FLAT WASHER	4	SS
8	STOP CABLE	1	MARTIN DIESEL

NEW PARTS FOR AEHF:

- 1) NO. (2) CABLE END BRACKET GS-3024-7.
- 2) NO. (14) STOP LEVER SEE SECTION D-3.

AEHF  
D-2

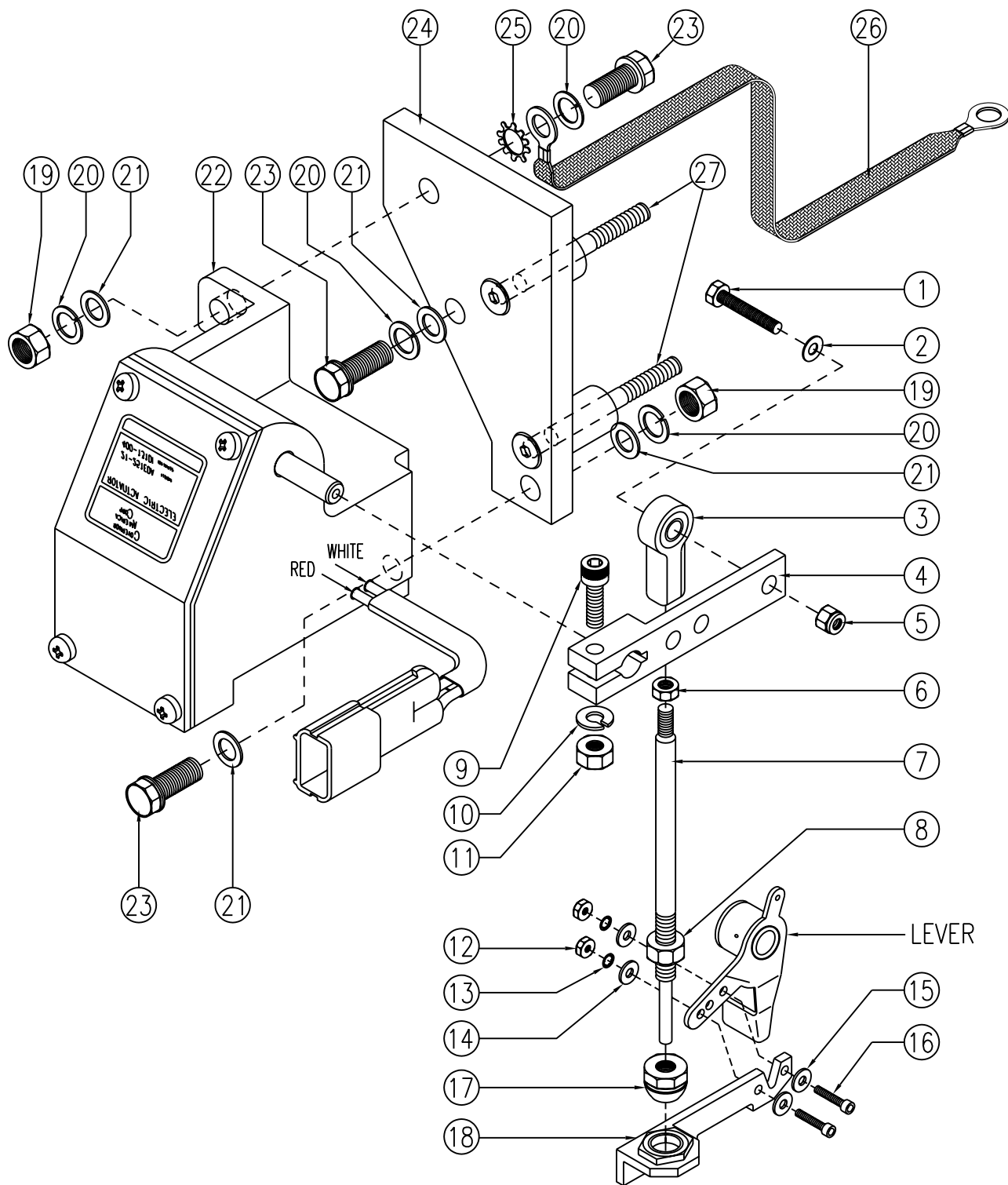


# NEW PARTS FOR AEHF:

- 1) NO. ① STOP LEVR P/N 183250-66511.
- 2) NO. ⑦, ⑧, ⑬, ⑭, ⑮ WASHERS, SOCKET CAP SCREW, LOCK WASHERS, NUTS, ELECTRIC GOVERNOR, LEVER SEE SECTION B-4.
- 3) NO. ⑩ CABLE END BRACKET.

## THROTTLE & GOVERNOR LINKAGE

NO.	PART DESCRIPTION	REQ'D	MFG.	P/N
1	STOP LEVER	1	YANMAR	183250-66511
2	BOLT M6 x 1.0 x 16MM	1		
3	RHD PHILIP SCREW #6-32 SS	2	GLOBAL OEC	516
4	CABLE STOP	2	GLOBAL OEC	
5	BOLT M6 x 1.0 x 20MM	1		
6	LEVER	1	YANMAR	714250-61500
7	WASHER	4		#4 SS
8	SOCKET CAP SCREW	2		#4-40 x 1/2" SS
9	MANUAL STOP CABLE	1	SEE SECTION D-2	NO. 1
10	CABLE END BRACKET	1	MARTIN DIESEL	GS-3024-7
11	SPRING 3/8" OD 1 1/2" L	1	McMASTER-CARR	1986K9
12	FLAT WASHER	1		#8 SS
13	ELECTRIC GOVERNOR, LEVER	1	SEE SECTION B-4	NO. 18
14	INTERNAL TEETH LOCK WASHER	2		#4 SS
15	NUT	2		#4-40 SS
16	TAPER PIN	1	YANMAR	22322-030200
17	SPRING, RETURN	1	YANMAR	114250-66200
18	SPRING, REGULA	1	YANMAR	114770-66010
19	WASHER, THRUST	1	YANMAR	114770-61610
20	SEAL, OIL	1	YANMAR	114770-61600

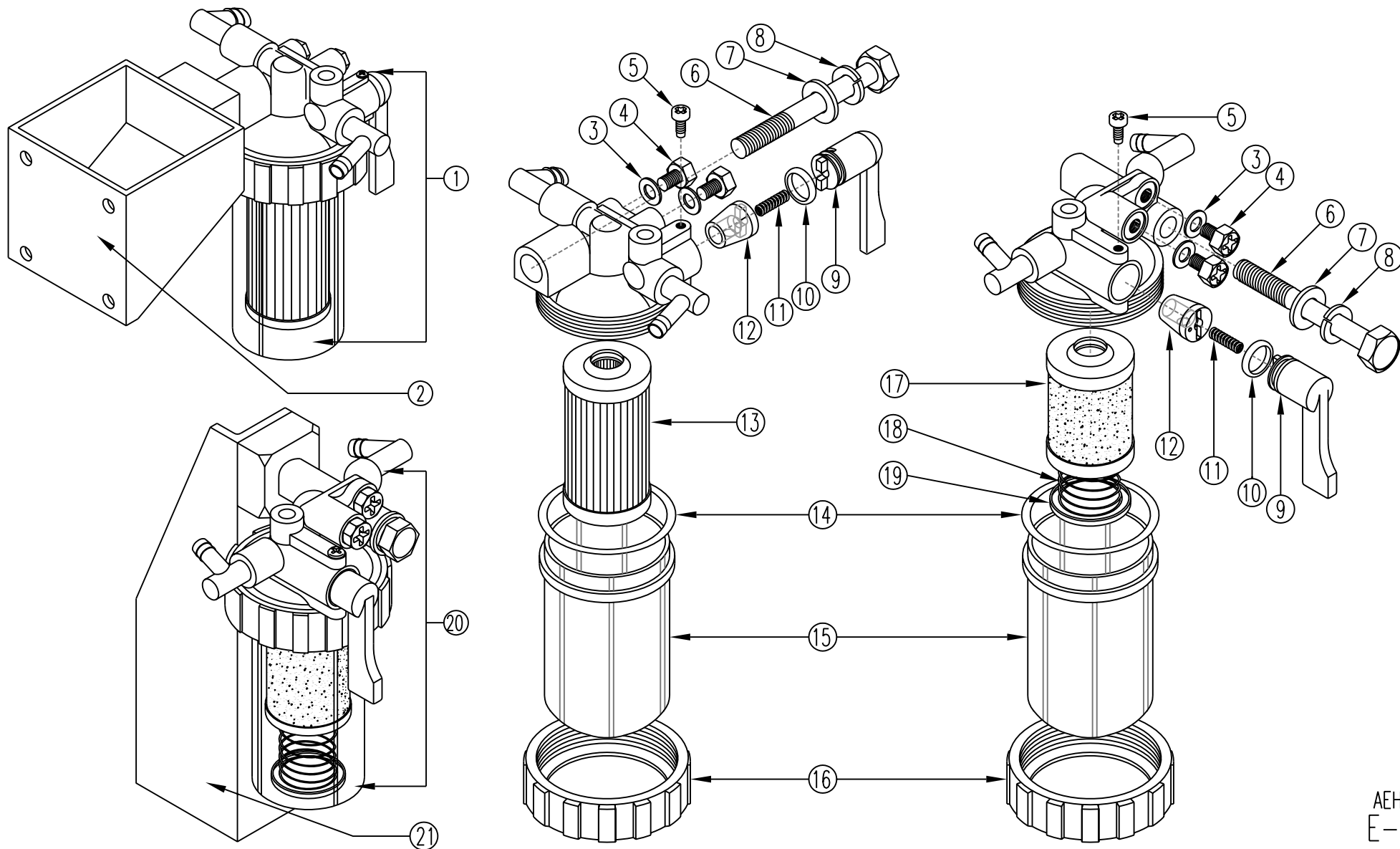


## LINKAGE KIT GS-3009-3

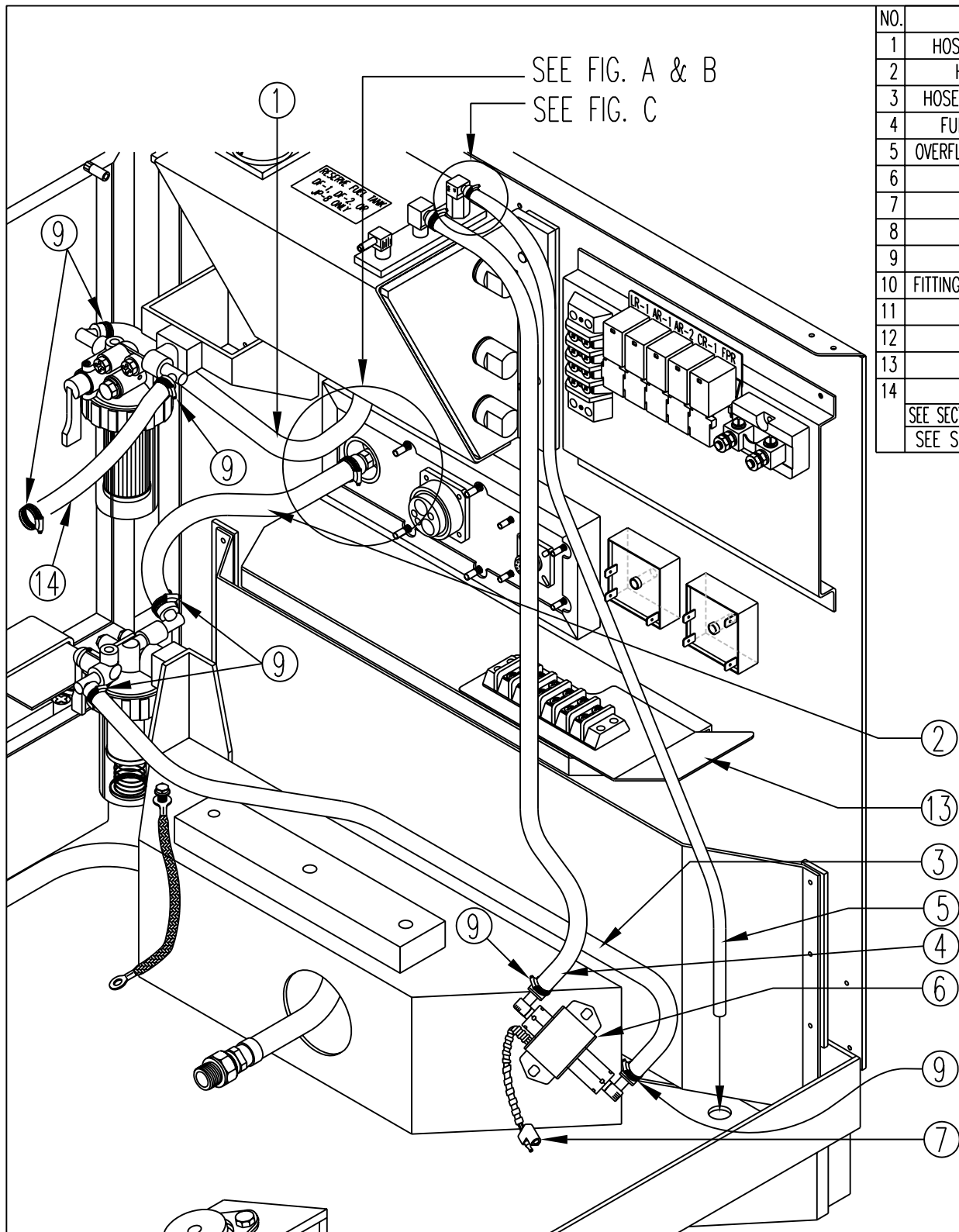
NO.	PART DESCRIPTION	REQ'D	MFG.	P/N
1	HEX BOLT	1	#10-32 x 1"	LINKAGE KIT GS-3009-3
2	FLAT WASHER	1	#10 SS	
3	BALL JOINT ROD END	1		
4	ACTUATOR CONTROL ARM	1		
5	NYLON INSERT LOCKNUT	1	#10-32 SS	
6	NUT	1	#10-32 SS	
7	CONTROL ROD	1		
8	NUT	1	#10-32 SS	
9	SOCKET HEAD CAP SCREW	1	1/4"-20 x 1"	
10	SPRING LOCK	1	1/4" SS	
11	NUT	1	1/4"-20 PLATED	
12	NUT	2	#4-40 SS	
13	INTERNAL TEETH LOCK WASHER	2	#4 SS	
14	WASHER	2	#4 SS	
15	WASHER	2	#4 SS	
16	SOCKET HEAD CAP SCREW	2	#4-40 x 1/2" SS	
17	NUT	1	1/4"-20 SS	
18	GOVERNOR CONTROL LEVER	1		
19	NUT	2	M8 PLATED	LINKAGE KIT GS-3009-3
20	SPRING LOCK	4	M8 PLATED	
21	FLAT WASHER	4	M8 PLATED	
22	ELECTRONIC ACTUATOR	1	MARTIN DIESEL	
23	FLANGE BOLT	3	M8 x 25MM PLATED	
24	COMPLETE ELECTRONIC GOVERNOR BRKT	1	MARTIN DIESEL	
25	EXTERNAL TEETH LOCK WASHER	1	5/16" PLATED	
26	GROUND STRAP	1	MARTIN DIESEL	
27	ALLEN FLAT HEAD MACHINE SCREW	2	M6 x 60MM STEEL	

NO.	PART DESCRIPTION	REQ'D	MFG.	P/N
1	COMPLETE FUEL FILTER ASSEMBLY	1	MARTIN DIESEL	GS-3021
2	FUEL FILTER BRACKET	1	MARTIN DIESEL	GS-3825
3	NYLON GASKET	2	YANMAR	23418-
4	PLUG 6	2	YANMAR	101720-55750
5	SCREW M4	1	YANMAR	104200-55750
6	CADMIUM STEEL PLATED BOLT	1	5/16" -18 x 3 / GRADE 8	
7	CADMIUM STEEL FLAT WASHER	1	5/16"	
8	CADMIUM PLATED STEEL LOCK WASHER	1	5/16"	
9	HANDLE	1	YANMAR	104200-55341
10	O - RING	1	YANMAR	24311-240100
11	TAPER VALVE SPRING	1	YANMAR	104200-55330

NO.	PART DESCRIPTION	REQ'D	MFG.	P/N
12	TAPER VALVE	1	YANMAR	104200-55321
13	FUEL FILTER ELEMENT WITH O- RING	1	MARTIN DIESEL	GS-3021-1
14	O - RING	1	YANMAR	107103-55570
15	FUEL STRAINER BOWL	1	YANMAR	124064-55510
16	RETAINING RING	1	YANMAR	110260-55510
17	FUEL WATER SEPARATOR SCREEN W/ O-RING	1	MARTIN DIESEL	GS-3025-1
18	SPRING SCREEN	1	YANMAR	121257-55720
19	FLOAT	1	YANMAR	121257-55731
20	FUEL WATER SEPARATOR ASSEMBLY	1	MARTIN DIESEL	GS-3025
21	FUEL WATER SEPARATOR BRACKET	1	MARTIN DIESEL	GS-3579







NO.	PART DESCRIPTION	REQ'D	MFG.	P/N
1	HOSE-FUEL FILTER TO INTERNAL FUEL TANK	1	WEATHERHEAD H10005	5/16" ID x 12" L
2	HOSE-J2 TO FUEL/WATER SEPARATOR	1		5/16" ID x 9" L
3	HOSE-FUEL PUMP TO FUEL/WATER SEPARATOR	1		5/16" ID x 24" L
4	FUEL HOSE-INTERNAL FUEL TANK SUPPLY	1		5/16" ID x 24" L
5	OVERFLOW-VENT HOSE FOR (IFT) 3/16" ID x 30" L	1	GATES	27001
6	ELECTRIC FUEL PUMP	1	MARTIN DIESEL	40194M
7	TO FUEL PUMP TIME WIRE ASSY			
8	FITTING BULK HEAD	1	AEROQUIP	2043-4-4S
9	#4 MINI HOSE CLAMP	10		
10	FITTING(REMOVE FLANGE BEFORE ATTACHING HOSE	1	AEROQUIP	4797-4B
11	FITTING AFTER FLANGE REMOVED			
12	9MM HOSE CLAMP	1		
13	AIR DEFLECTOR	1	MARTIN DIESEL	GS-3785
14	HOSE-FUEL FILTER TO ENGINE	1	WEATHER HEAD H10005	5/16" ID x 12" L
	SEE SECTION E-4 -FUEL FILTER & INJECTION PUMP & HOSE SEE SECTION B-2 - BACK ENGINE VIEW NO.17			

FIG. A

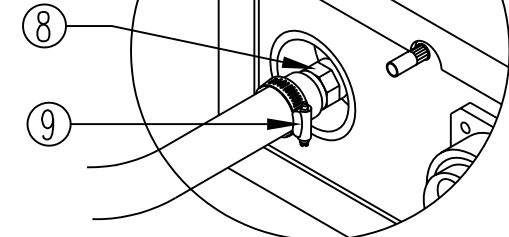


FIG. B

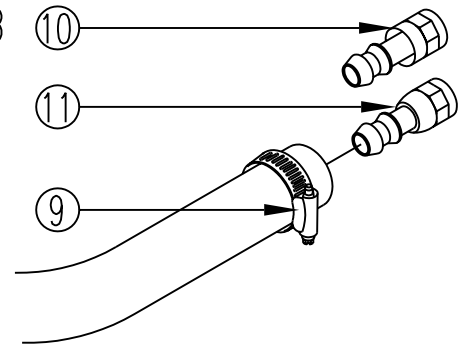
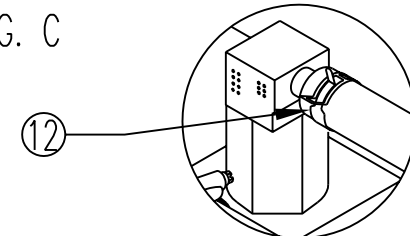
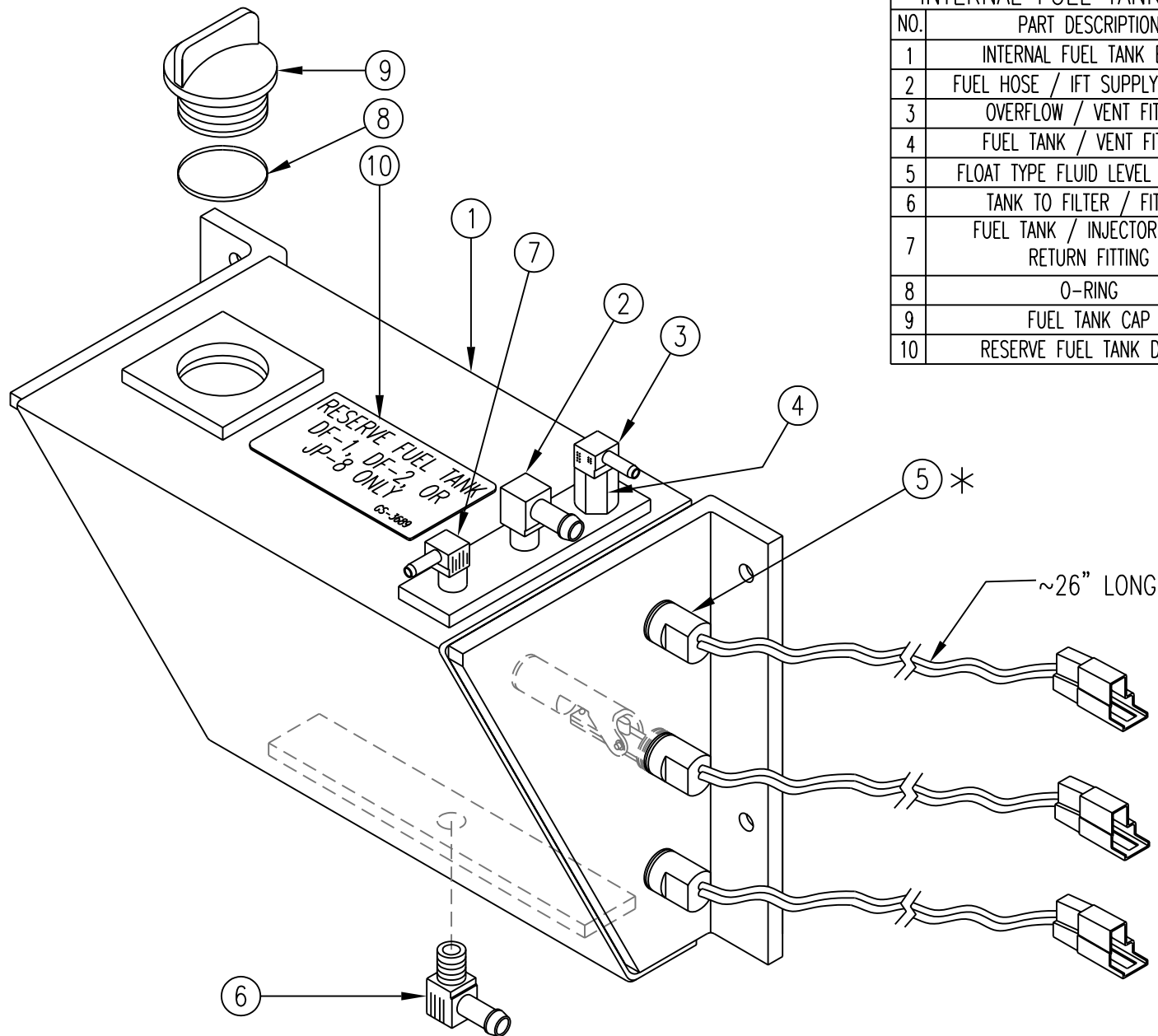


FIG. C



# INTERNAL FUEL TANK ASSEMBLY (IFT) COMPLETE GS-3501

NO.	PART DESCRIPTION	REQ'D	MFG.	P/N
1	INTERNAL FUEL TANK BODY	1	MARTIN DIESEL	GS-3501-1
2	FUEL HOSE / IFT SUPPLY FITTING	1	WEATHERHEAD	1556
3	OVERFLOW / VENT FITTING	1	WEATHERHEAD	1069x4
4	FUEL TANK / VENT FITTING	1	MARTIN DIESEL	GS-3501-5
5	FLOAT TYPE FLUID LEVEL SENSOR	3	MARTIN DIESEL	GS-3501-8
6	TANK TO FILTER / FITTING	1	WEATHERHEAD	1556
7	FUEL TANK / INJECTOR FUEL RETURN FITTING	1	WEATHERHEAD	1069x4
8	O-RING	1	YANMAR	121420-01760
9	FUEL TANK CAP	1	MARTIN DIESEL	GS-3501-3
10	RESERVE FUEL TANK DECAL	1	MARTIN DIESEL	GS-3689



A YELLOW WIRE CONNECTOR, TO FUEL PUMP RELAY.

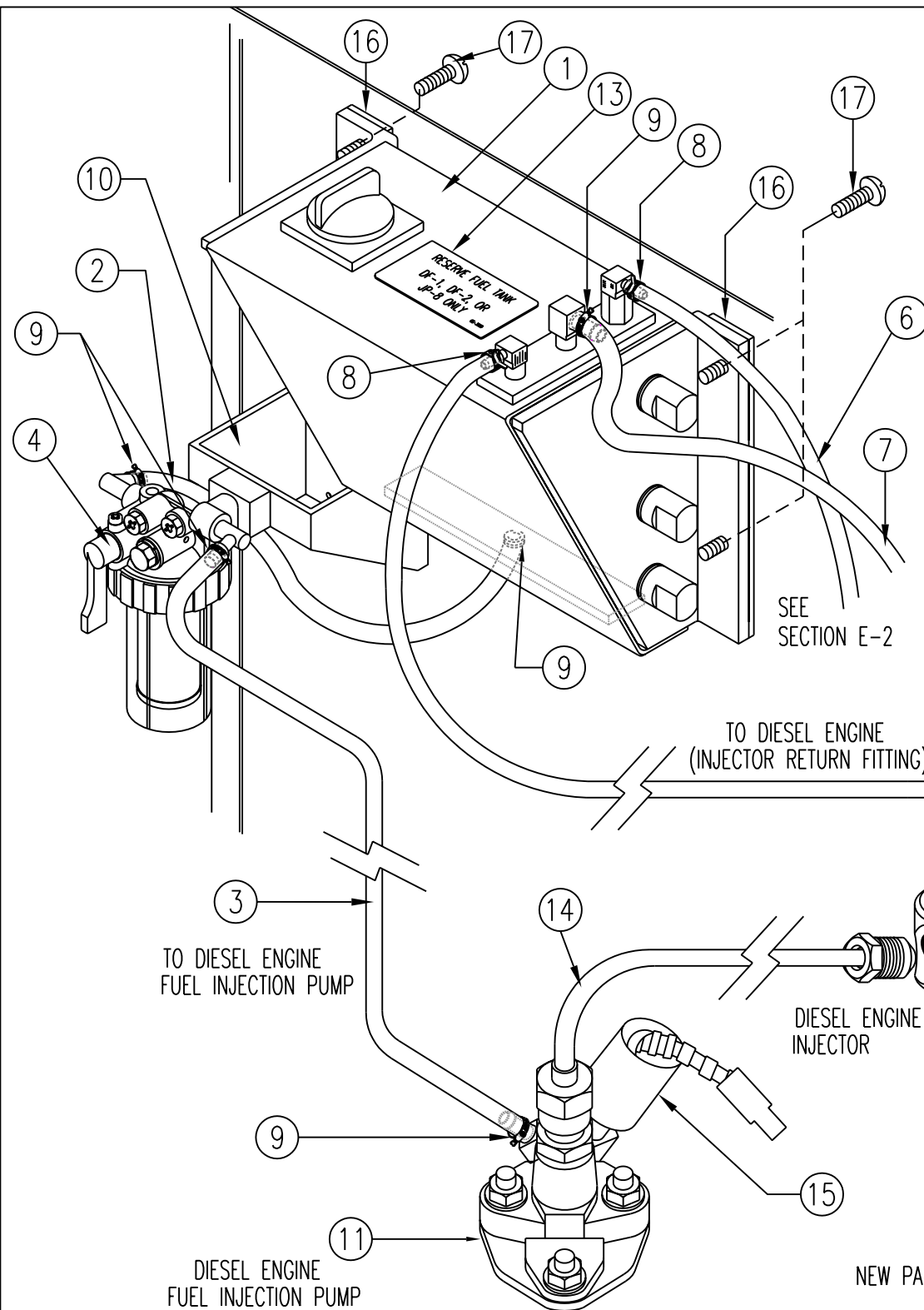
B BLUE WIRE CONNECTOR, TO BIT #9 LOW FUEL WARNING LEVEL, 30 MIN OPERATION REMAINING.

C ORANGE WIRE CONNECTOR, TO CR1. OUT OF FUEL; STOPS ENGINE.

## NOTE:

\* FLOAT TYPE LEVEL SENSOR; ALIGNMENT CRITICAL. ORIENTED WITH N.C. ↑

1) SEAL ALL TAPER THREADS WITH PERMATEX #2 FORM A GASKET SEALANT.



FUEL FILTER & INJECTION PUMP & HOSES				
NO.	PART DESCRIPTION	REQ'D	MFG.	P/N
1	INTERNAL FUEL TANK ASSY (IFT) COMPLETE	1	MARTIN DIESEL	GS-3501
2	FUEL HOSE - TANK TO FUEL FILTER 5/16" ID x 12" L	1	WEATHERHEAD H10005	GS-3755
3	FUEL HOSE - ENGINE SUPPLY 5/16" ID x 12" L	1	WEATHERHEAD H10005	GS-3755
4	FUEL FILTER ASSY	1	SEE FUEL SYSTEM SECTION E-1 NO.1	
5	INJECTOR FUEL RETURN HOSE 3/16" ID x 23" L	1	GATES 27001	GS-3759
6	OVER FLOW / VENT HOSE 3/16" ID x 30" L	1	GATES 27001	GS-3761
7	FUEL HOSE / IFT SUPPLY 5/16" ID x 24" L	1	WEATHERHEAD H10005	GS-3763
8	HOSE CLAMP 9MM	3	YANMAR	124722-59050
9	MINI HOSE CLAMP	5	#4 SS	
10	FUEL FILTER BRKT	1	MARTIN DIESEL	GS-3825
11	DIESEL ENGINE FUEL INJECTION PUMP	1	YANMAR	714770-51700
12	COMPLETE FUEL INJ. VALVE ASSY DETAIL PART IN FIG. 1-1 BELOW	1	MARTIN DIESEL	GS-3016
13	RESERVE FUEL TANK DECAL	1	MARTIN DIESEL	GS-3689
14	FUEL INJECTION PIPE	1	YANMAR	114250-59800
15	FUEL SOLENOID	1	YANMAR	YD067
16	FUEL TANK SPACER	2	MARTIN DIESEL	GS-3661
17	PHIL TRUSS HEAD MACHINE SCREW	4	1/4"-20 x 3/4" SS	SEE SEC. H-5 NO.6

NO.	PART DESCRIPTION	REQ'D	YANMAR P/N	P/N
18	DIESEL ENGINE INJECTOR	1	714250-53101	GS-3016-1
19	NOZZLE SPACER	1	114350-11470	GS-3016-3
20	NOZZLE GASKET	1	114250-11460	GS-3016-2

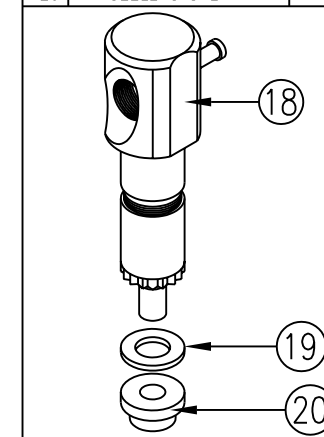
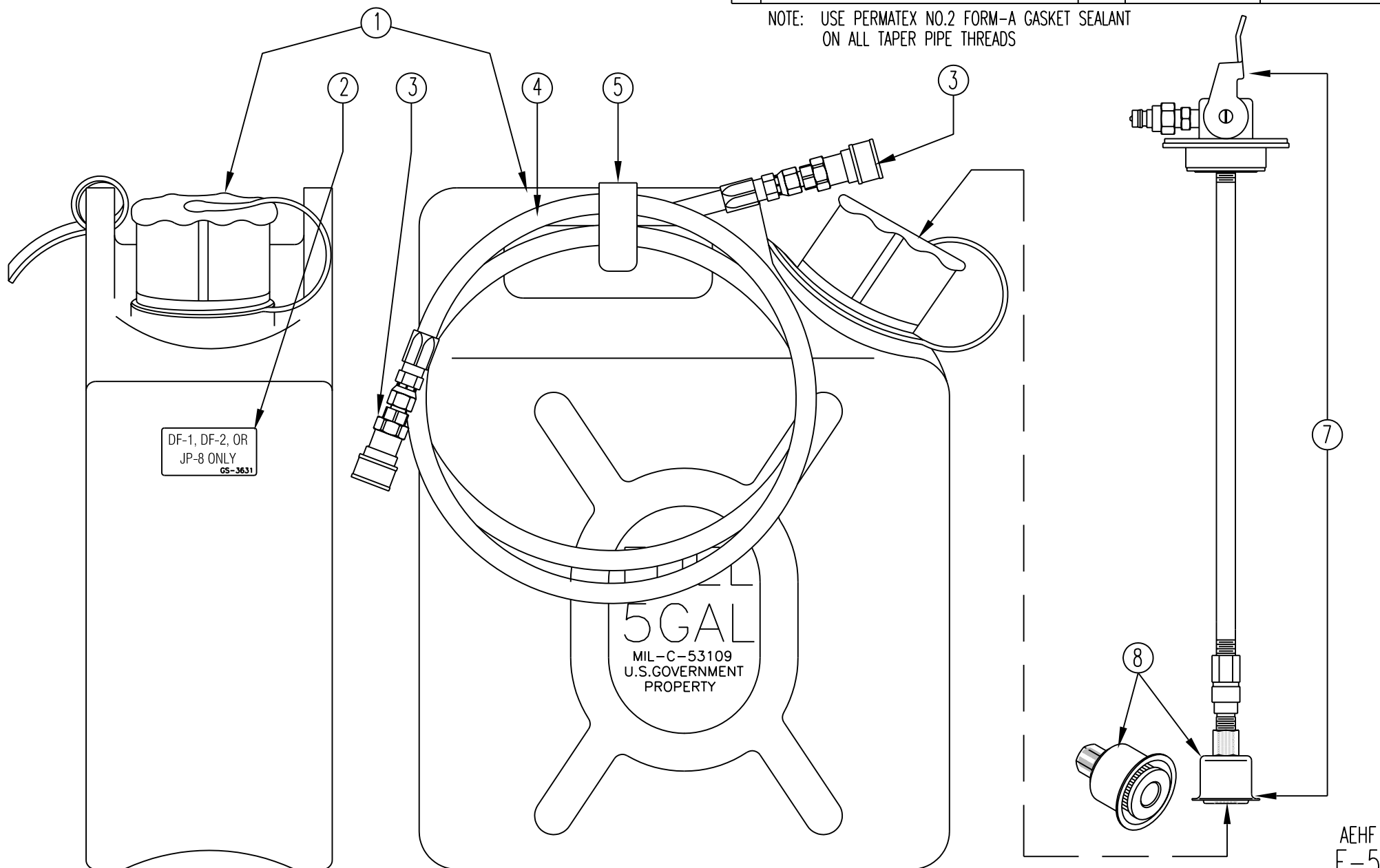


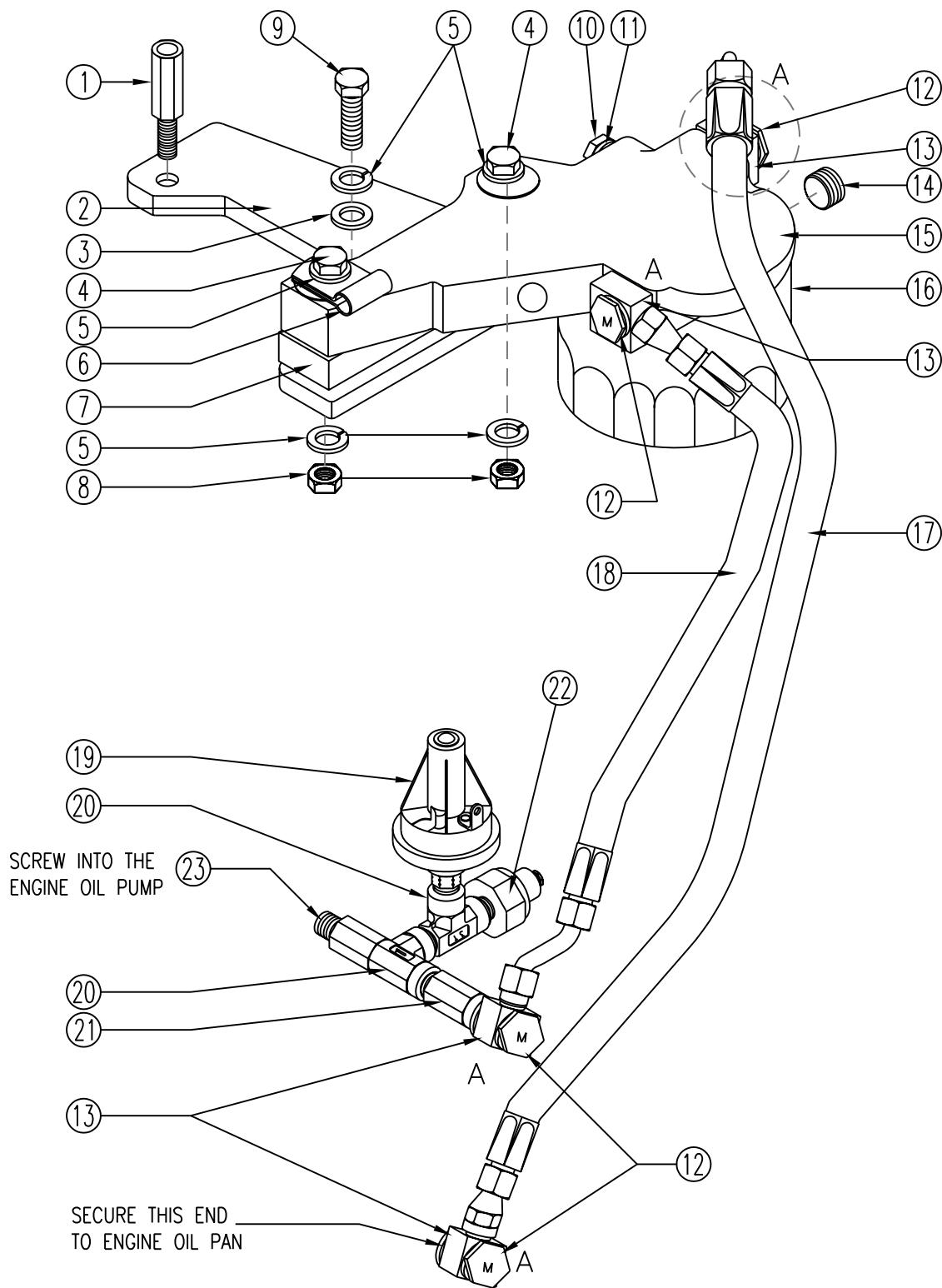
FIG. 1-1

NEW PART FOR AEHF: (15) FUEL SOLENOID P/N YD067.

NO.	PART DESCRIPTION	REQ'D	MFG.	P/N
1	EXTERNAL FUEL TANK	1	MARTIN DIESEL	GS-3014-1
2	FUEL DECAL	1	MARTIN DIESEL	GS-3631
3	EITHER END TO J2 AUX. FUEL INLET & OTHER TO EX. FUEL TANK ADAPTER			
4	FUEL TRANSFER HOSE ASSEMBLY	1	MARTIN DIESEL	GS-3012-1
5	10.5" VELCRO STRAP	1	MARTIN DIESEL	GS-3014-4
7	EXTERNAL FUEL TANK ADAPTER	1	MARTIN DIESEL	GS-3014-2
8	FILTER	1	MARTIN DIESEL	98115K11

NOTE: USE PERMATEX NO.2 FORM-A GASKET SEALANT  
ON ALL TAPER PIPE THREADS

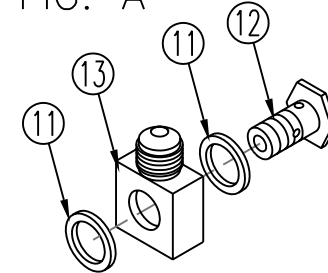




## OIL FILTER AND HEADER ASSEMBLY

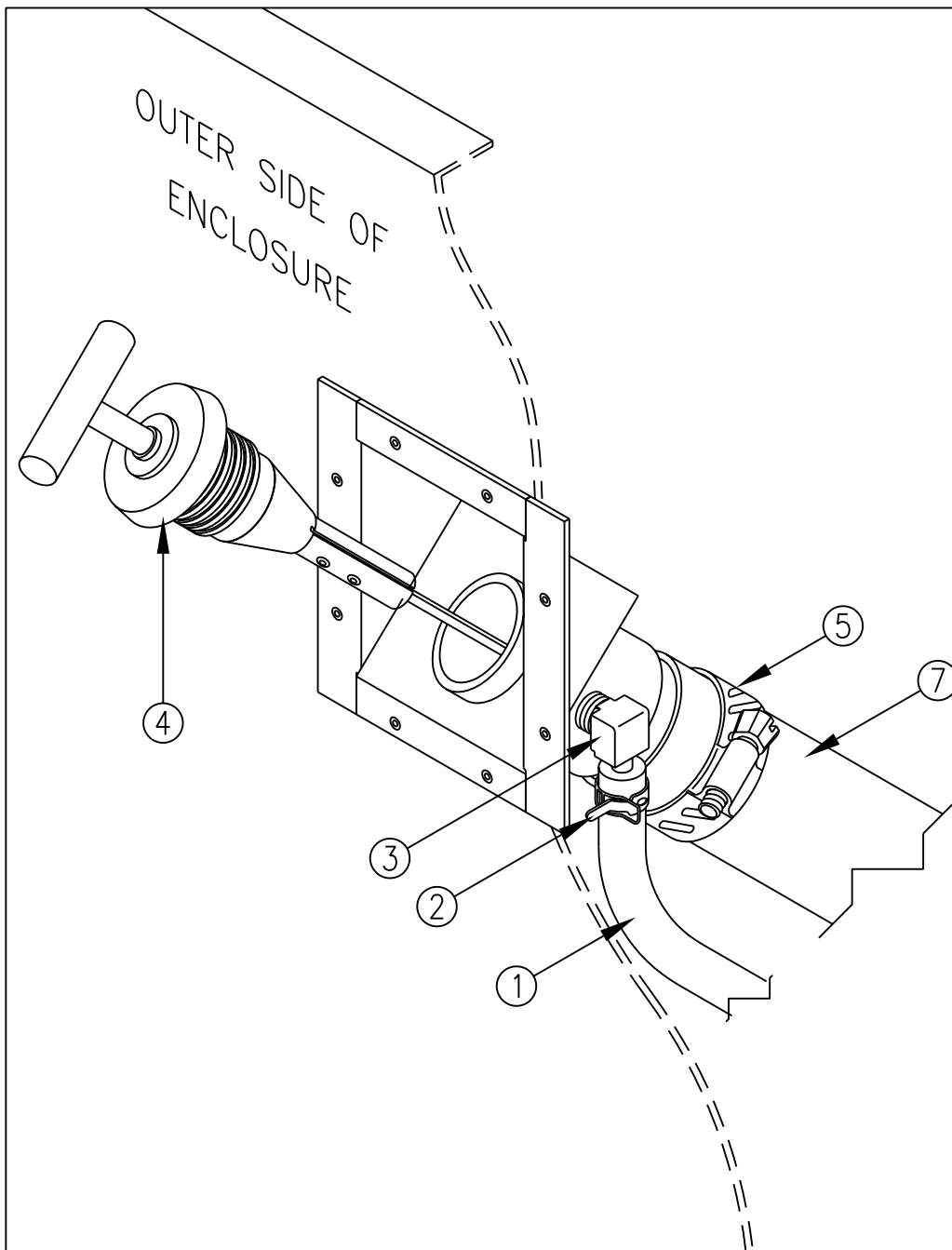
NO.	PART DESCRIPTION	REQ'D	MFG.	P/N
1	BOLT	1	YANMAR	114252-55810
2	OIL FILTER BRKT	1	MARTIN DIESEL	GS-3681
3	FLAT WASHER M8	1	PLATED STEEL	
4	HEX BOLT M8 x 1.25 x 75MM	2	GRADE 12.9 PLATED STEEL	
5	LOCK WASHER M8	5	PLATED STEEL	
6	TUBE CLAMP	1	AEROQUIP	900729-19
7	OIL FILTER BRACKET SPACER	1	MARTIN DIESEL	GS-3821
8	NUT M8 x 1.25	2	PLATED STEEL	
9	HEX BOLT M8 x 1.25 x 20MM	1	GRADE 10.9 PLATED STEEL	
10	PLUG, 12MM	1	YANMAR	23887-12002
11	GASKET	6	YANMAR	23414-120000
12	JOINT BOLT	4	YANMAR	23857-060000
13	BANJO FITTING M10	4	MARTIN DIESEL	98042802
14	1/8" PIPE PLUG	1	YANMAR	23871-010000
15	OIL FILTER HEADER	1	YANMAR	114354-35160
16	OIL FILTER	1	YANMAR	129150-35150
17	RETURN OIL LINE HOSE	1	MARTIN DIESEL	GS-3831
18	SUPPLY OIL LINE HOSE	1	MARTIN DIESEL	GS-3833
19	PRESSURE SWITCH 7psi NORMALLY OPEN	1	HOBBS	76575
20	TEE	2	AEROQUIP	2092-2-2S
21	JOINT	1	YANMAR	114354-39600
22	PRESSURE SWITCH 14psi NORMALLY CLOSED	1	YANMAR	183250-39450
23	SPACER	1	EATON	2040-2-2S

FIG. A

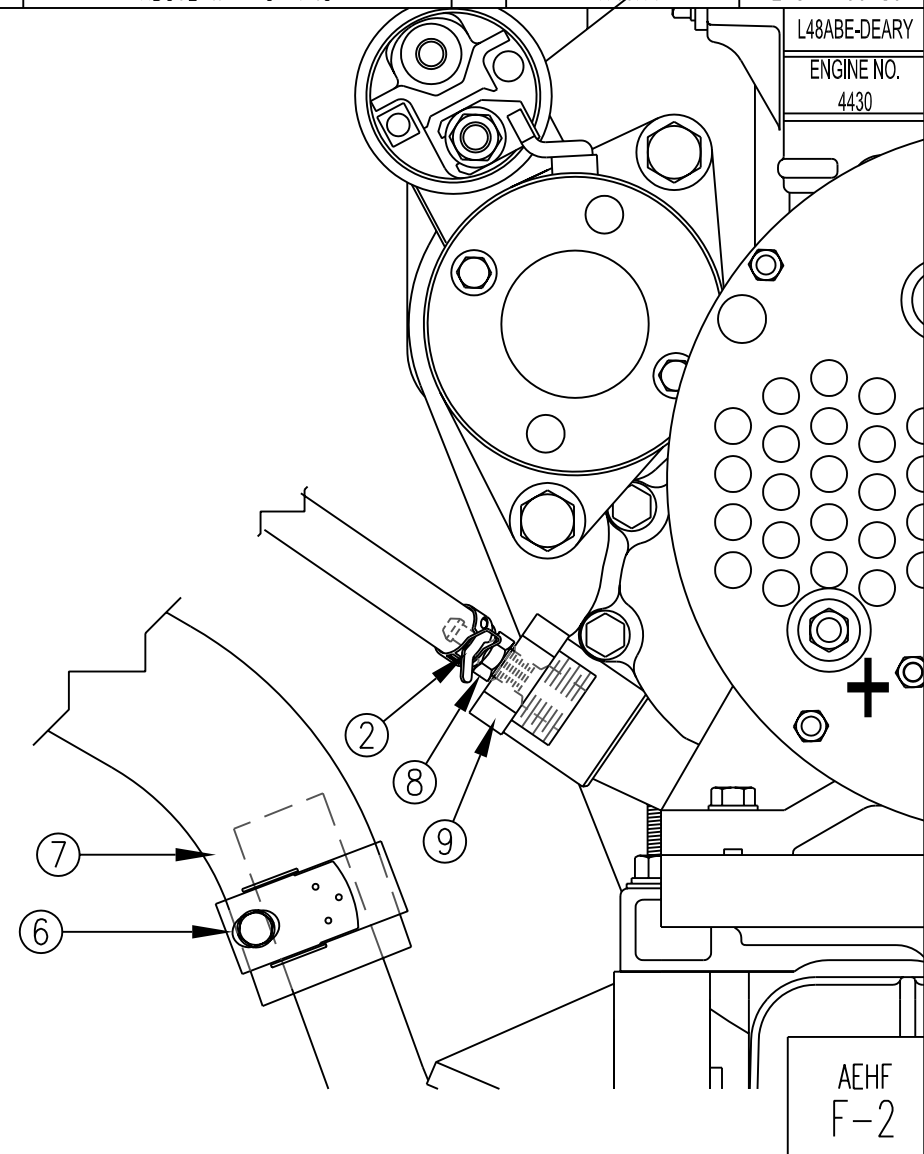


NEW PARTS FOR AEHF:

- 1) NO. (4) BOLT.
- 2) NO. (7) OIL FILTER BRACKET SPACER.
- 3) NO. (17) RETURN OIL LINE HOSE GS-3831.
- 4) NO. (18) SUPPLY OIL LINE HOSE.
- 5) NO. (23) SPACER P/N 2040-2-2S.

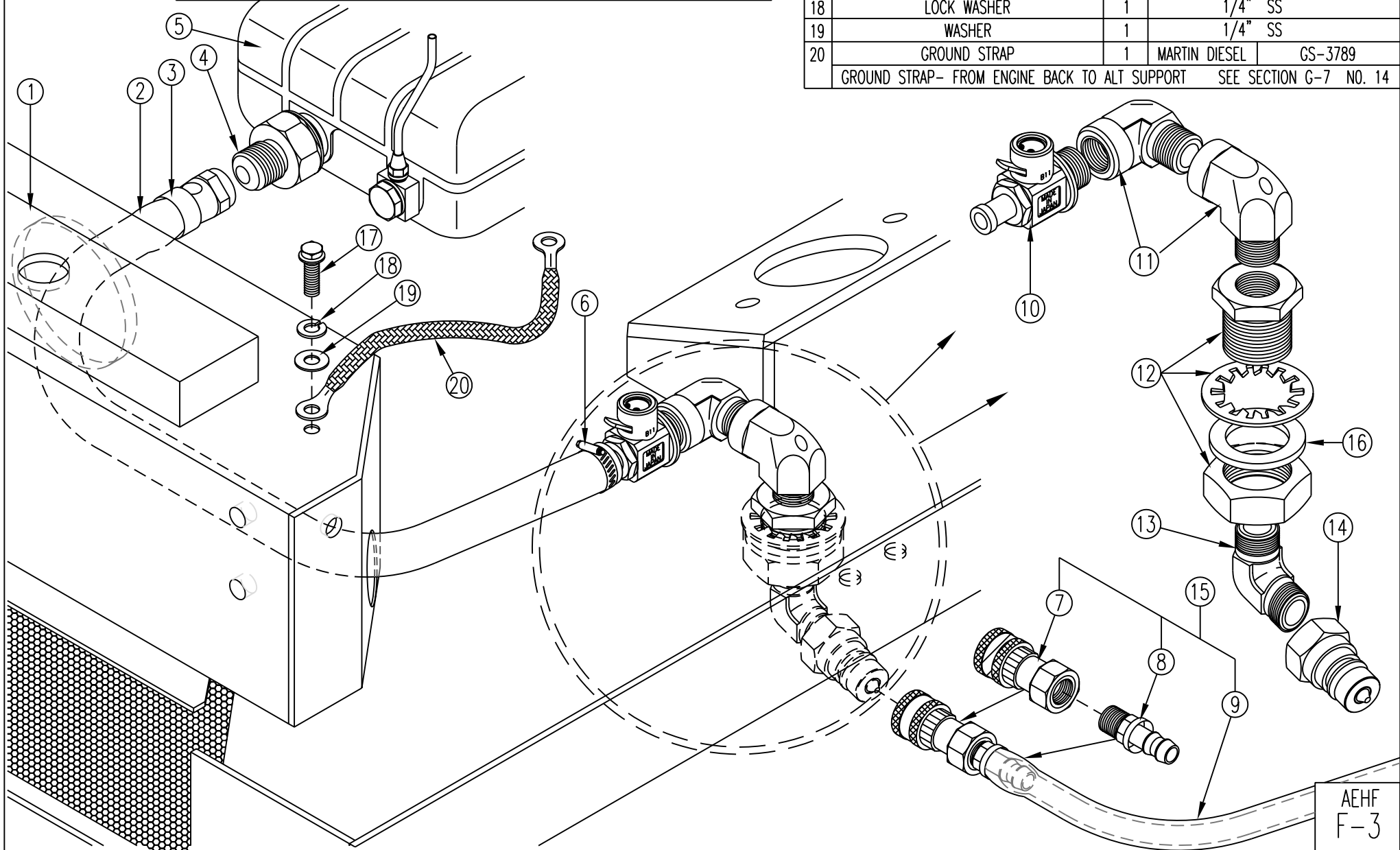


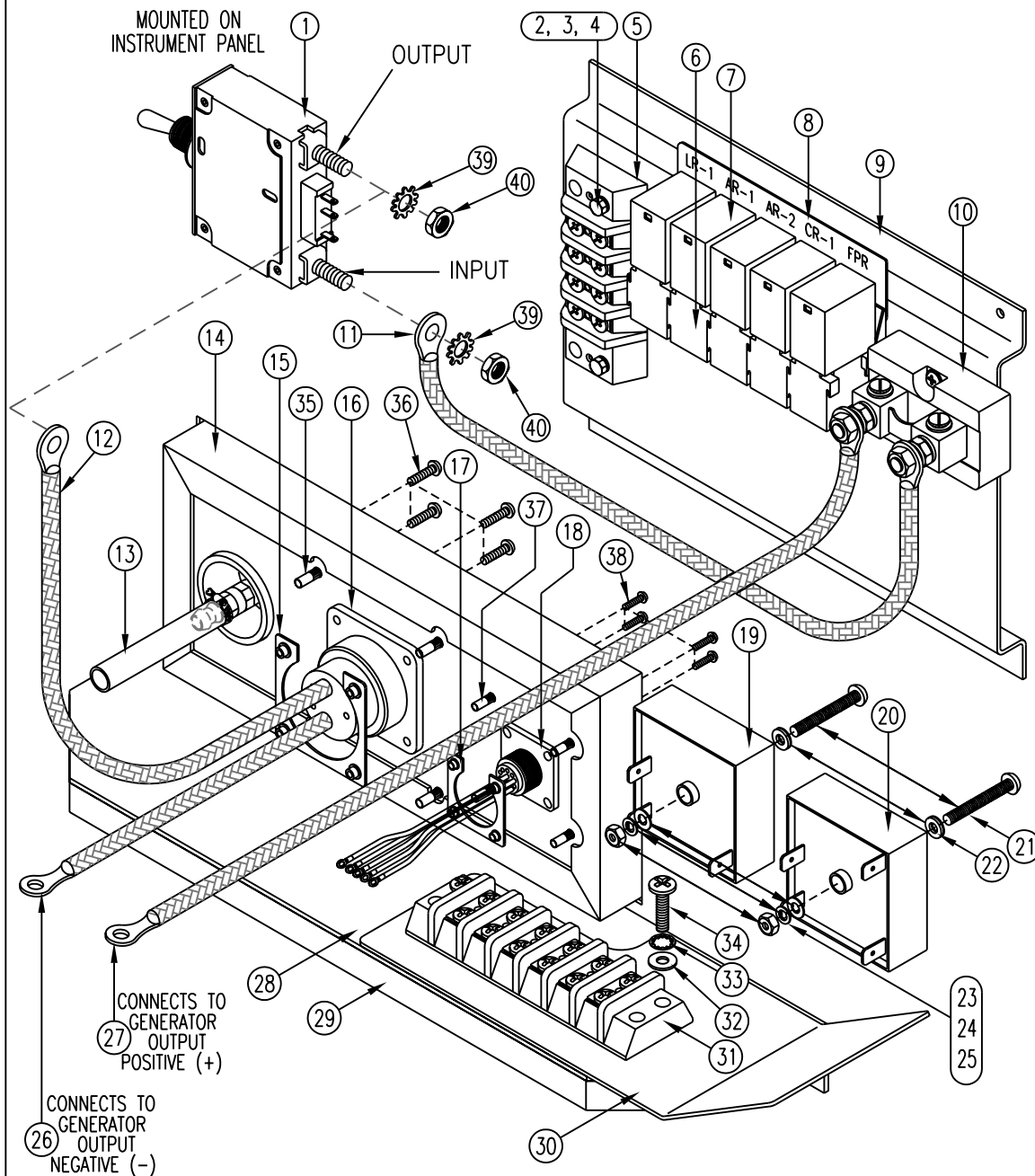
OIL FILL & VENT TUBE				
NO.	PART DESCRIPTION	REQ'D	MFG.	P/N
1	~16.5" L OIL BLEEDER HOSE-3/16" ID	1	GATES P/N 27001	GS-3781
2	9mm HOSE CLAMP	2	YANMAR	124722-59050
3	90° PUSH ON FITTING	1	WEATHERHEAD	1069-6
4	OIL DIPSTICK	1	MARTIN DIESEL	5146679M
5	HOSE CLAMP	1	SIZE 24	
6	T-BOLT HOSE CLAMP	1	McMASTER-CARR	5443K19
7	12.625" L OIL FILL EXTENSION HOSE-1" ID	1	WEATHERHEAD-H11516	GS-3787
8	FITING	1	WEATHERHEAD	1541
9	ENGINE OIL VENT BLEEDER	1	MARTIN DIESEL	114354-34130M
	ABOVE WITH O-RING	1	YANMAR	24311-00180



NO.	PART DESCRIPTION	REQ'D	MFG.	P/N
1	REAR ALTERNATOR BRACKET	1	MARTIN DIESEL	GS-3675
2	16" L OIL DRAIN HOSE	1	AEROQUIP	2556-6
3	HOSE FITTING SAE 37° ( JIC )	1	AEROQUIP	4741-6B
4	SAE 37° MALE / METRIC MALE ADAPTER	1	AEROQUIP	GG108-NP-06-16
5	DEEP SUMP OIL PAN	1		
6	#4 MINI HOSE CLAMP	1		
7	QUICK DISCONNECT COUPLING (FEM)	1	AEROQUIP	FD56-10604-06-06
8	SOCKETLESS HOSE FITTING (MALE)	1	AEROQUIP	4738-6-8B
9	34" LONG OIL DRAIN HOSE	1	AEROQUIP	2556-8

NO.	PART DESCRIPTION	REQ'D	MFG.	P/N
10	FUMOTA VALVE	1	FUMOTA	F110N
11	90° EXTERNAL PIPE / INTERNAL PIPE	2	AEROQUIP	2089-6-6S
12	BULKHEAD COUPLING (3 PCS.)	1	WEATHERHEAD	W17706
13	45° EXTERNAL PIPE	1	AEROQUIP	2247-6-6S
14	QUICK DISCONNECT	1	AEROQUIP	FD56-1062-06-06
15	OIL DRAIN HOSE ASSEMBLY (7,8,9)	1	MARTIN DIESEL	GS-3002
16	STAINLESS STEEL SHIM 1" ID x 1.5" OD x 0.125" THICK	1	McMASTER CARR	98126A849
17	FLANGE BOLT	1	1/4-20 x 3/4" SS	
18	LOCK WASHER	1	1/4" SS	
19	WASHER	1	1/4" SS	
20	GROUND STRAP	1	MARTIN DIESEL	GS-3789
GROUND STRAP- FROM ENGINE BACK TO ALT SUPPORT				SEE SECTION G-7 NO. 14





NEW PARTS FOR AEHF:

1) NO. (39, 40, 1) NUTS, LOCK WASHERS, BREAKER w/STUDS.

## POWER OUTLET CABLES

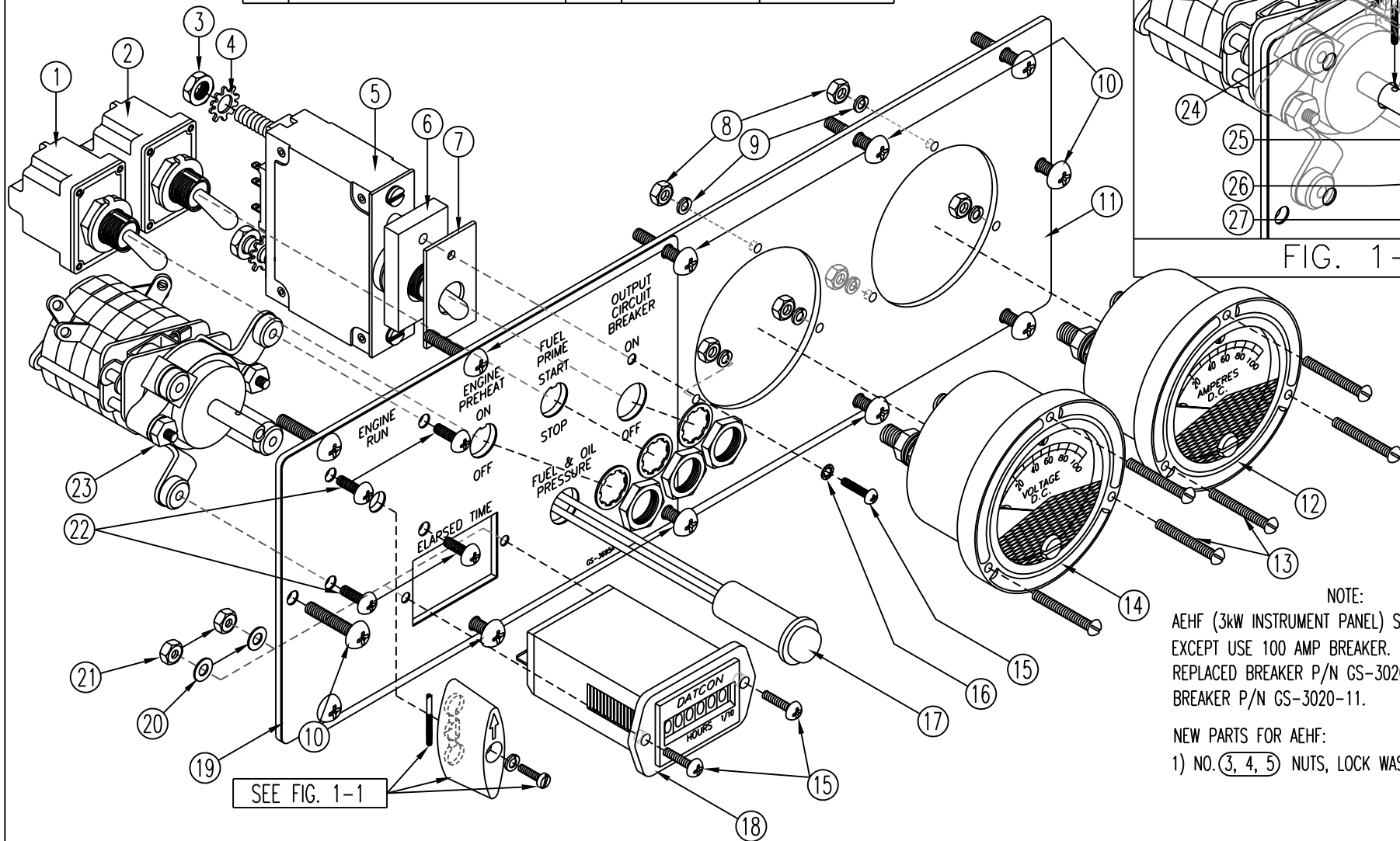
NO.	PART DESCRIPTION	REQ'D	MFG.	P/N
1	TERMINAL SWITCH / OUTPUT CIRCUIT BREAKER ON/OFF	1	MARTIN DIESEL	GS-3020-11
2	HEX HEAD MACHINE SCREW	2	#8-32 x 7/8" SS	
3	INTERNAL TOOTH LOCK WASHER	2	#8 SS	
4	FLAT WASHER	2	#8 SS	
5	TERMINAL STRIP	1	KULKA	672GP04
6	RELAY SOCKET	5	BOSCH	3-334-485-045
7	RELAY	5	BOSCH	0-332-207-402
8	LR-1,AR-1,AR-1,CR-1,FPR DECAL	1	MARTIN DIESEL	GS-3687-A
9	6" ACCESS HAT (ACCESS)	1	MARTIN DIESEL	GS-3568
10	SHUNTS	1	EMPOR	DJ13-333
11	POWER OUTLET CABLE ~17" LONG	1	MARTIN DIESEL	GS-3771
12	POWER OUTLET CABLE ~26" LONG	1	MARTIN DIESEL	GS-3773
13	FUEL HOSE-J2 TO H2O SEPARATOR 5/16" ID x 9" LONG	1	WEATHERHEAD H10005	GS-3765
14	POWER CONTROL PANEL	1	MARTIN DIESEL	
15	BACKING PLATE FOR J-1	1	MARTIN DIESEL	M95049/95-22B
16	J1 POWER CONNECTOR	1	MARTIN DIESEL	MS3452W24-12SW
17	BACKING PLATE FOR J-4 BIT CONN.	1	MARTIN DIESEL	M85049/95-12A
18	J4 BIT CONNECTOR	1	MARTIN DIESEL	MIL-C-38999-S3
19	CUBE / RELAY TIMER	1	AIRTRONICS	TGLB4450SC2H
20	CUBE / RELAY TIMER	1	AIRTRONICS	TGCB40S5C1H
21	PHP MACH. SCREW	2	#8 x 32 x 1.25" SS	
22	STAINLESS/RUBBER WASHER	2	#8 x 32 SS	
23	SS WASHER	2	#8 x 32 SS	
24	SS SPLIT WASHER	2	#8 x 32 SS	
25	SS HEX NUT	2	#8 x 32 SS	
26	POWER OUTLET CABLE ~15" LONG	1	MARTIN DIESEL	GS-3775
27	POWER OUTLET CABLE ~22" LONG	1	MARTIN DIESEL	GS-3769
28	INLET AIR DEFLECTOR	1	MARTIN DIESEL	GS-3581
29	SOUND DAMPING FOAM	1	MARTIN DIESEL	MD.50 x 54 x 54
30	AIR DEFLECTOR	1	MARTIN DIESEL	GS-3785
31	TERMINAL STRIP	1	KULKA	672GP06
32	FLAT WASHER	2	#10 SS	
33	INTERNAL TOOTH LOCK	2	#10 SS	
34	THP SCREW	2	#10-32 x 1" SS	
35	THREADED INSERT #6-32 SS	4	BOLLOFF RIVNUT	SSTR6-70
36	RH SCREW	4	#6-32 x 1/2" SS	
37	THREADED INSERT #4-40 SS	4	BOLLOFF RIVNUT	SSTR4-85
38	RH SCREW	4	#4-40 x 3/8" SS	
39	EXTERNAL TEETH LOCK WASHER	2	1/4" SS	
40	NUT	2	1/4"-20 SS	



# AEHF (3kW INSTRUMENT PANEL) ASSEMBLY GS-3030

NO.	PART DESCRIPTION	REQ'D	MFG.	P/N
1	GLOW SWITCH	1	MARTIN DIESEL	GS-3020-5
2	FUEL PRIMER SWITCH	1	MARTIN DIESEL	GS-3020-6
3	HEX NUT	2		1/4" - 20 SS
4	EXTERNAL TEETH LOCK WASHER	2		1/4" SS
5	OUTPUT CIRCUIT BREAKER	1	MARTIN DIESEL	GS-3020-11
6	BRKT SPACER	1	MARTIN DIESEL	GS-3625
7	BRKT SPACER	1	MARTIN DIESEL	GS-3625-A
8	HEX NUT	6		#4-40 SS
9	CAPTICE LOCK WASHER	6		#4 SS
10	PHIL TRUSS MACHINE SCREW	12		#8 - 32 x 3/4" SS
11	INSTRUMENT PANEL	1	MARTIN DIESEL	GS-3020-1A
12	AMPERES DC METER	1	MARTIN DIESEL	GS-3020-3
13	RH SCREW	1		#4-40 x 7/8" SS
14	VOLTS DC METER	1	MARTIN DIESEL	GS-3020-2

NO.	PART DESCRIPTION	REQ'D	MFG.	P/N
15	PHP SCREW	3		#6 - 32 x 5/8" SS
16	INT. TOOTH LOCK WASHER	1		#6 SS
17	LIGHT EMITTING DIODE ( LED )	1	MARTIN DIESEL	GS-3020-10
18	ELAPSED TIME METER	1	MARTIN DIESEL	GS-3020-8
19	GRAPHIC PANEL	1	MARTIN DIESEL	GS-3695A
20	FLAT WASHER	2		#6 SS
21	LOCK NUT	2		#6 - 32 SS
22	PHP SCREW	4		#10 - 24 x 1/2" SS
23	ENGINE START / STOP SWITCH	1	MARTIN DIESEL	GS-3020-4A
24	THREADED PIN #4 - 40 x 3/4"	1	ELECTROSWITCH	02016-33
25	HANDLE	1	ELECTROSWITCH	01040-2
26	LOCK WASHER	1	ELECTROSWITCH	02015-6
27	SCREW	1	ELECTROSWITCH	02016-9

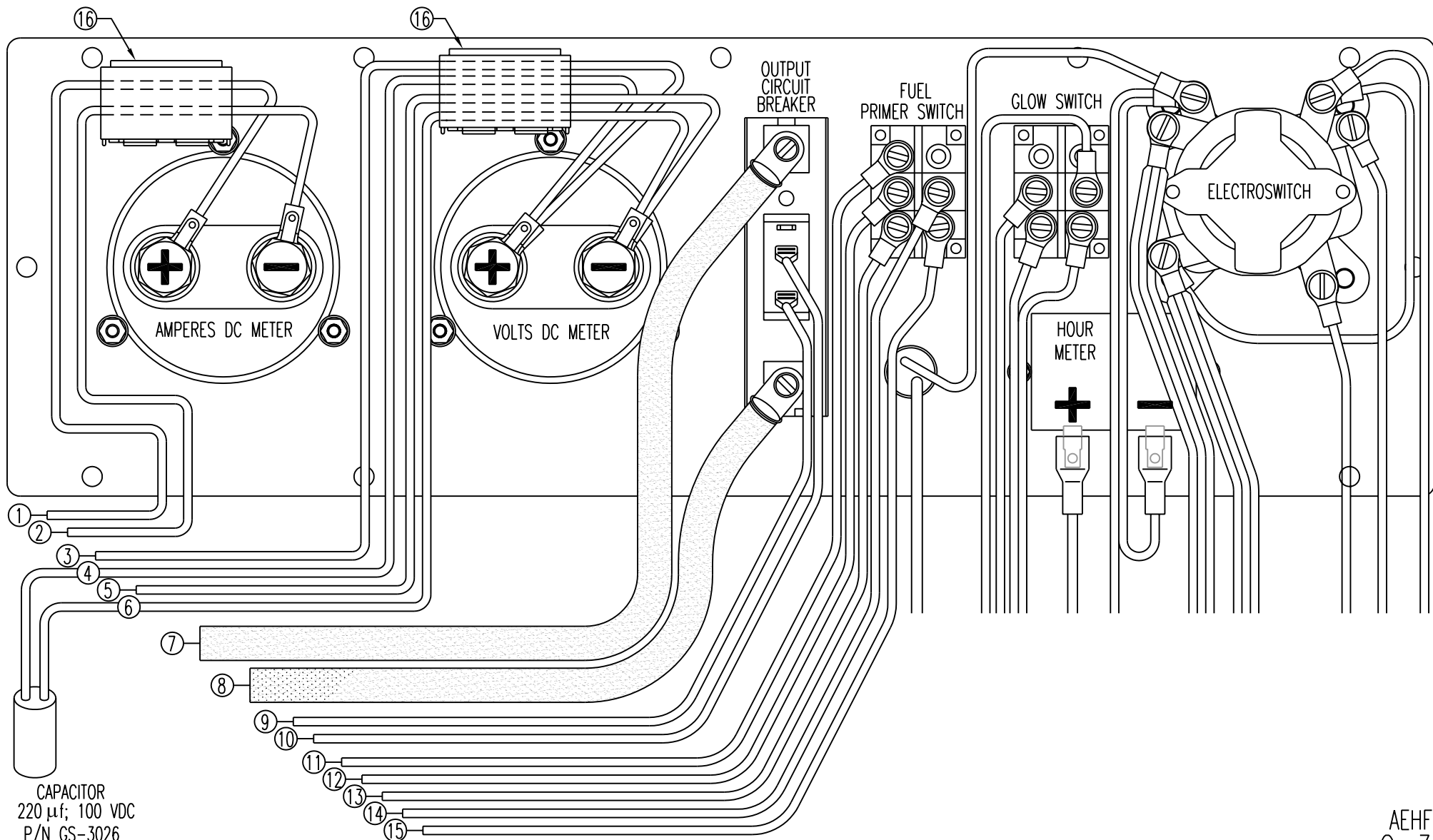


NOTE:  
 AEHF (3kW INSTRUMENT PANEL) SAME AS GS-3020  
 EXCEPT USE 100 AMP BREAKER.  
 REPLACED BREAKER P/N GS-3020-7 WITH  
 BREAKER P/N GS-3020-11.

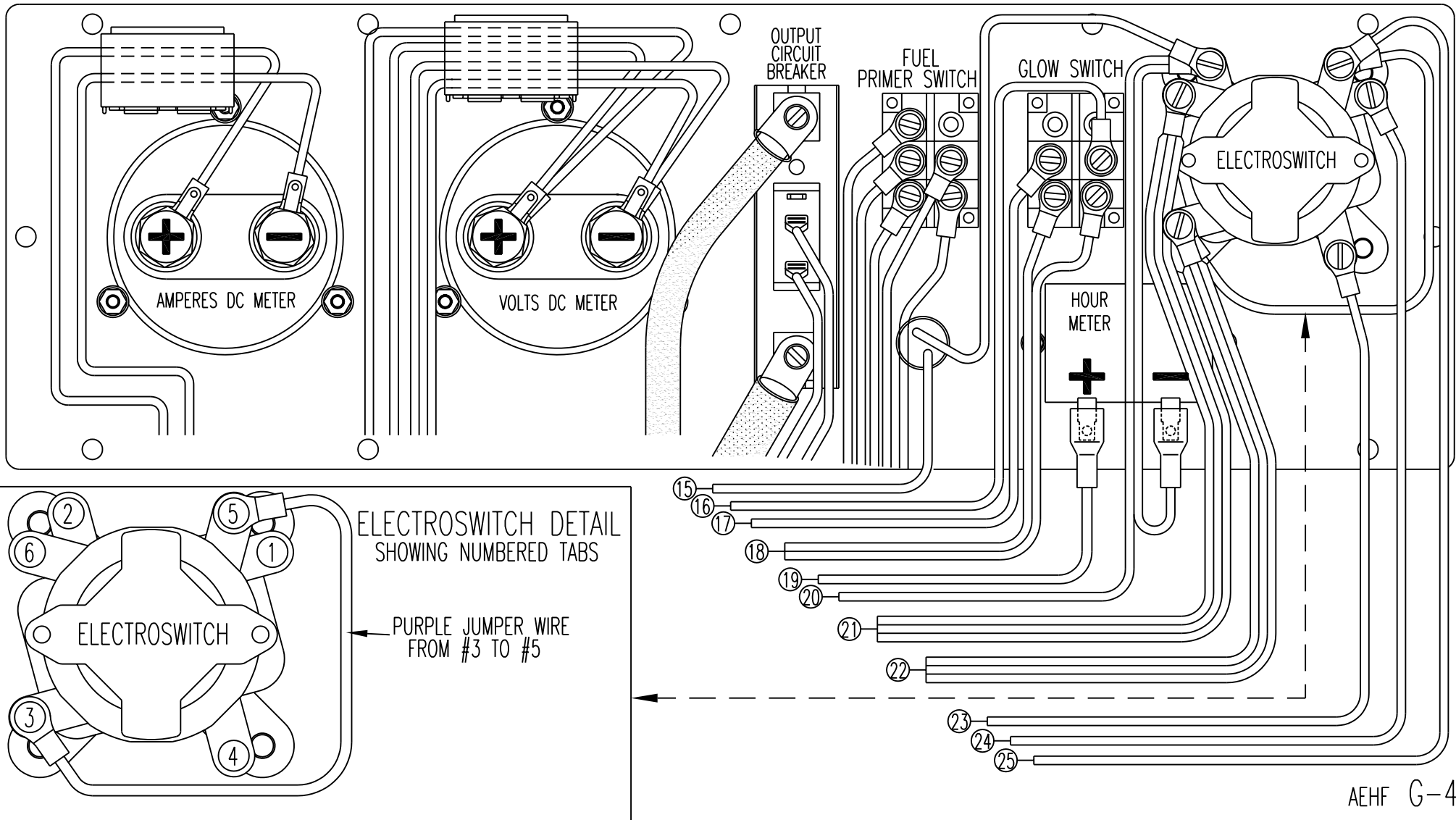
NEW PARTS FOR AEHF:  
 1) NO. (3, 4, 5) NUTS, LOCK WASHERS, BREAKER.

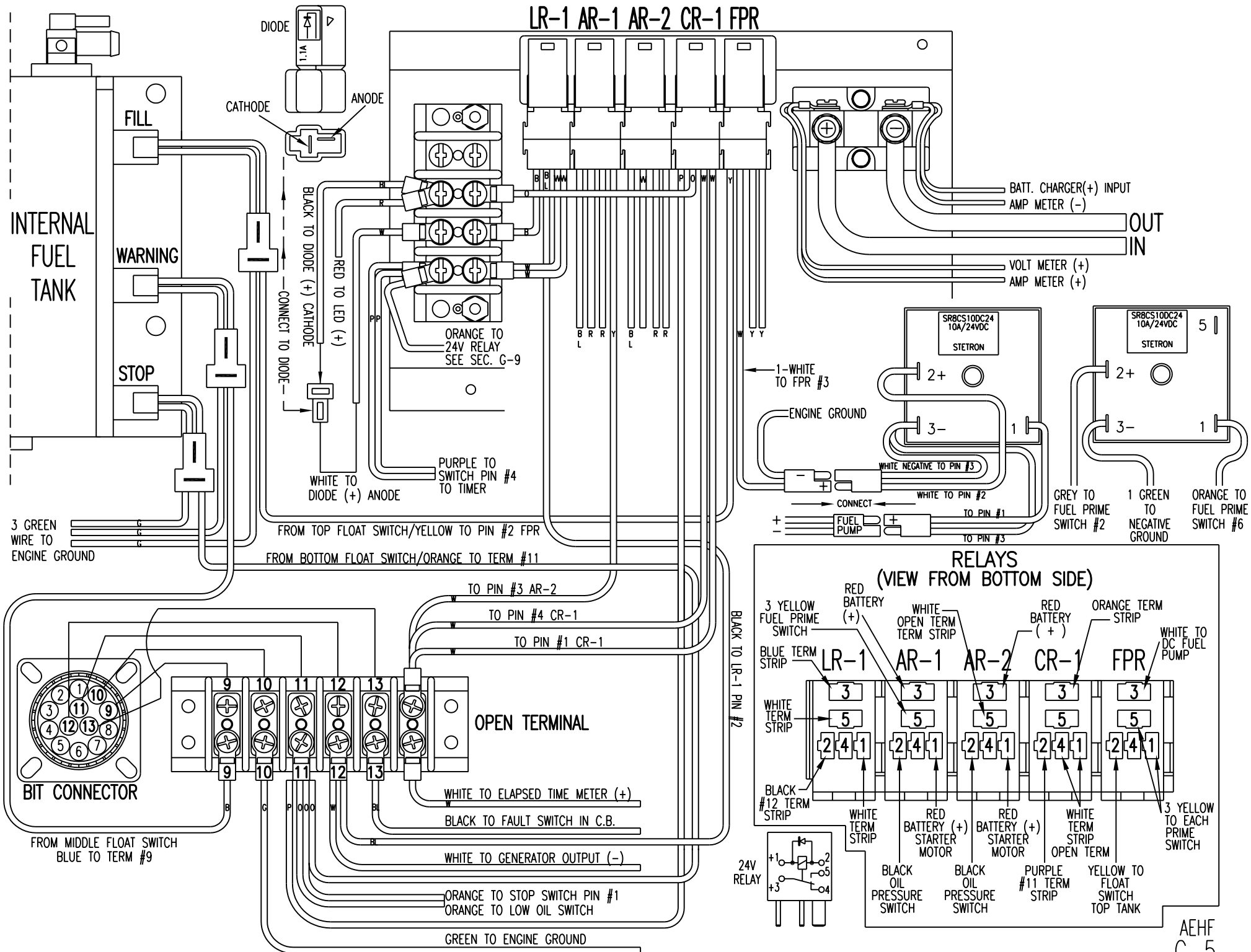
NO.	PART DESCRIPTION
1	1 BLACK FROM AMP METER POS. TO SHUNT POS.
2	1 BLACK FROM AMP METER NEG. TO SHUNT NEG.
3	1 BLACK FROM VOLT METER POS. TO SHUNT POS.
4	1 BLACK POS. TO CAPACITOR 220 $\mu$ f; 100 VDC
5	1 WHITE FROM VOLT METER NEG. TO GENERATOR OUTPUT NEG.
6	1 WHITE NEG. TO CAPACITOR 220 $\mu$ f; 100 VDC
7	POWER OUTLET CABLE TO (A) ON J1 POWER CONNECTOR
8	POWER OUTLET CABLE TO AMP METER SHUNT OUTPUT

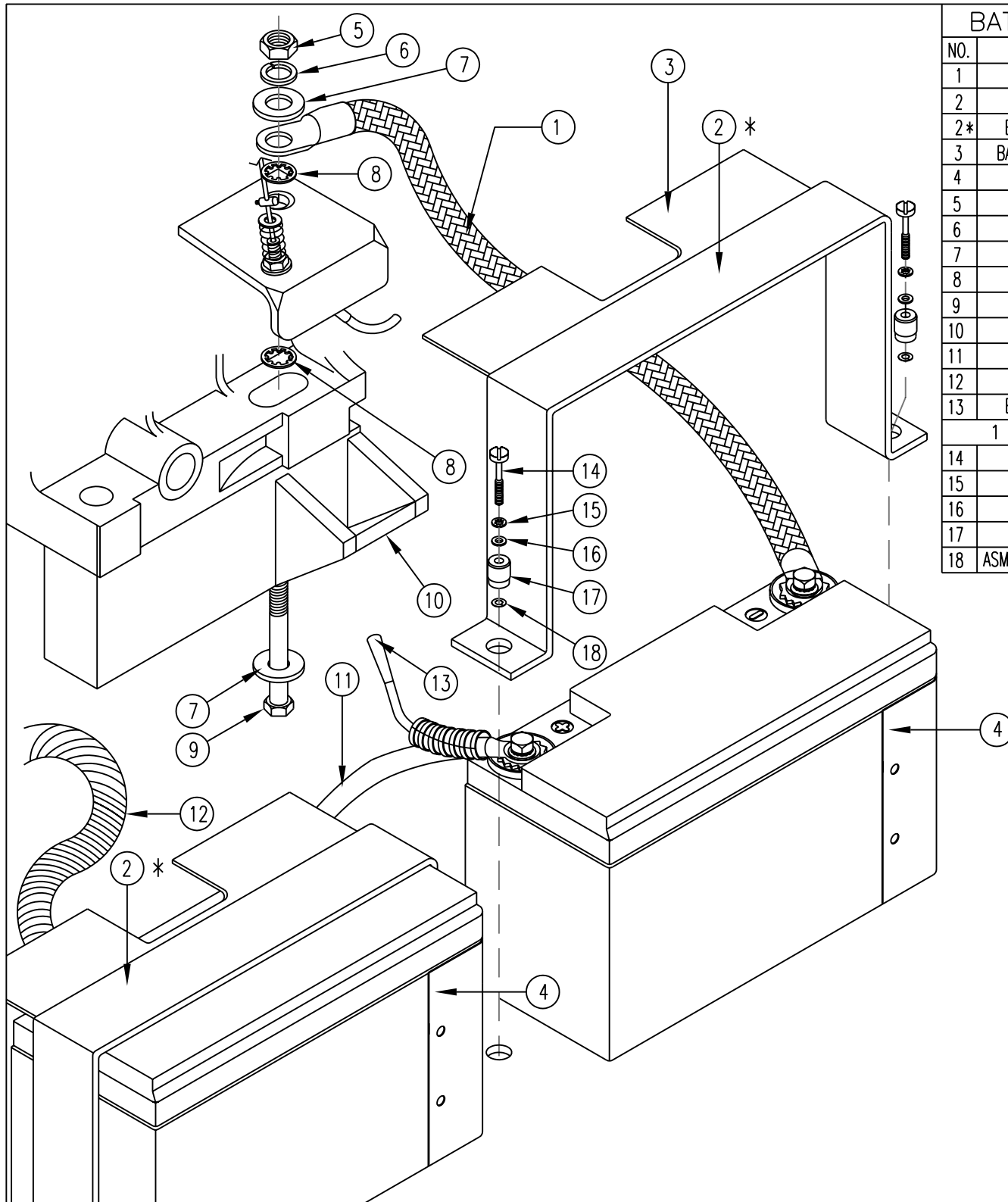
NO.	PART DESCRIPTION
9	1 BLACK TO TERMINAL STRIP CONNECTOR #13
10	1 BLACK TO OIL PRESSURE SWITCH
11	#6 ON FUEL PRIME SW. / YELLOW TO AR-1 #5
12	#5 ON FUEL PRIME SW. / 2-YELLOW TO FRP #1 & #5
13	#4 ON FUEL PRIME SW. / ORANGE TO # 1 ON 500msec TIMER
14	#2 ON FUEL PRIMER SW. / GRAY TO #2 ON 500msec TIMER
15	#1 ON FUEL PRIME SW. / RED TO 24vdc BATTERY
16	#1, 2, AND 3, 4, 5, 6 INSERTED THROUGH FAIR-RITES.



NO.	PART DESCRIPTION
15	LIGHT EMITTING DIODE / 1 RED TO TERMINAL STRIP (FUEL SIDE WALL) 1 WHITE TO ELECTROSWITCH #2
16	PREHEAT SWITCH POSITIVE-1 RED FROM 11 WIRE BUNDLE FROM BATTERY ON STARTER
17	PREHEAT SWITCH POSITIVE-1 RED FROM 11 WIRE BUNDLE FROM BATTERY ON STARTER
18	GLOW SWITCH-2 BROWN WIRE BUNDLE TO PREHEAT (GLOW) SEE AIR HEATER PAGE C-2
19	ELAPSED TIME METER-1 WHITE WIRE FROM POS. TO TERMINAL STRIP #14
20	ELAPSED TIME METER-2 GREEN / 1 TO ELECTRO SWITCH #2 / 1 FROM ENGINE GROUND BUNDLE
21	3 BLUE ON ELECTRO SWITCH #6 TO STARTER SOLENOID
22	3 RED WIRES FROM ELECTROSWITCH #3 TO 11 WIRE BUNDLE FROM BATTERY ON STARTER
23	1 PURPLE WIRE FROM #4 ON ELECTROSWITCH TO BOTTOM OF TERMINAL STRIP (FUEL TANK SIDE WALL)
24	1 ORANGE FROM ELESTROSWITCH #1 TO TERMINAL STRIP #11
25	1 RED FROM 11 WIRE BUNDLE FROM BATTERY TO ELECTROSWITCH #5







## BATTERY MOUNTING & GROUND CABLE

NO.	PART DESCRIPTION	REQ'D	MFG.	P/N
1	NEGATIVE BATTERY CABLE	1	MARTIN DIESEL	GS-3779-2
2	BATTERY HOLD DOWN	2	MARTIN DIESEL	GS-3621
2*	BATTERY HOLD DOWN ASSEMBLY	2	MARTIN DIESEL	GS-3621-ASSY
3	BATTERY HOLD DOWN UNDER LAP	2	MARTIN DIESEL	GS-3622
4	BATTERY	2	MARTIN DIESEL	EPX-G12V13AH
5	NUT	1		3/8"-16 SS
6	LOCK WASHER	1		3/8" SS
7	FLAT WASHER	2		3/8" SS
8	INTERNAL TOOTH	2		3/8" SS
9	HEX BOLT 3/8"-16 x 4"	1	GRADE 8 YELLOW ZINC CHROMATE	
10	ENGINE MOUNTING BRACKET	1	MARTIN DIESEL	GS-3628-R
11	BATTERY CONNECTOR CABLE	1	MARTIN DIESEL	GS-3779-4
12	POSITIVE BATTERY CABLE	1	MARTIN DIESEL	GS-3779-3
13	BLUE WIRE/ 12V (+) BATTERY	1	SEE SECTION G-7	NO.25 & 26
1 REQUIRED PER EACH SIDE OF BATTERY				
14	ASM BLACK SCREW #10-32	1	ASM Co.	114110-1.063SS(M0-11 SDS)
15	LOCK WASHER	1		#10 SS
16	FLAT WASHER	1		#10 SS
17	ASM RETAINER #10-32 SS	1	ASM Co.	5000 19SS 10-32
18	ASM CAPTIVE SPLIT WASHER #10 SS	1	ASM Co.	800016a SS

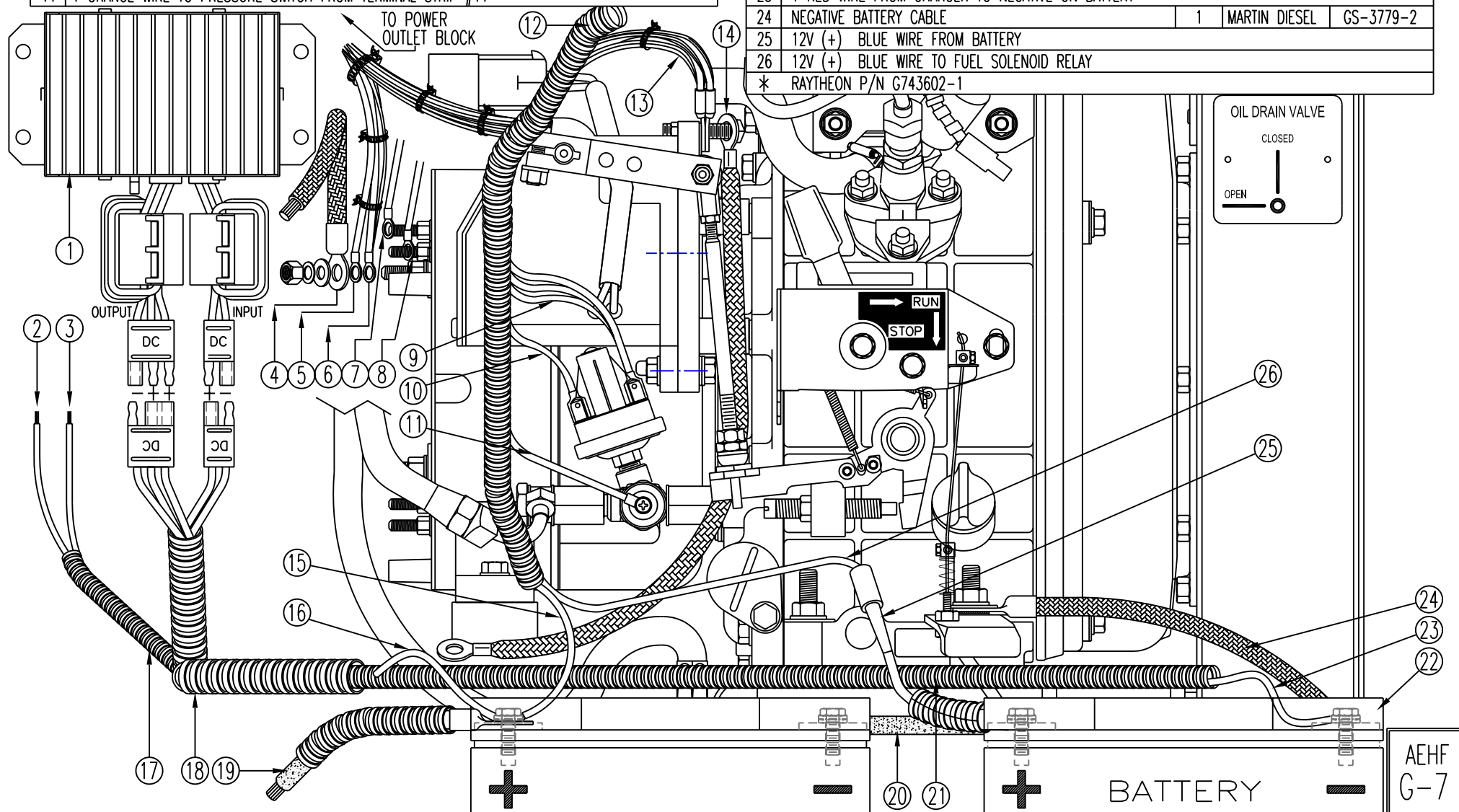
2 \* GS-3621-ASSY INCLUDE PARTS # 2, 3, 13, 14, 15, 16, 17.

NEW PARTS FOR AEHF:

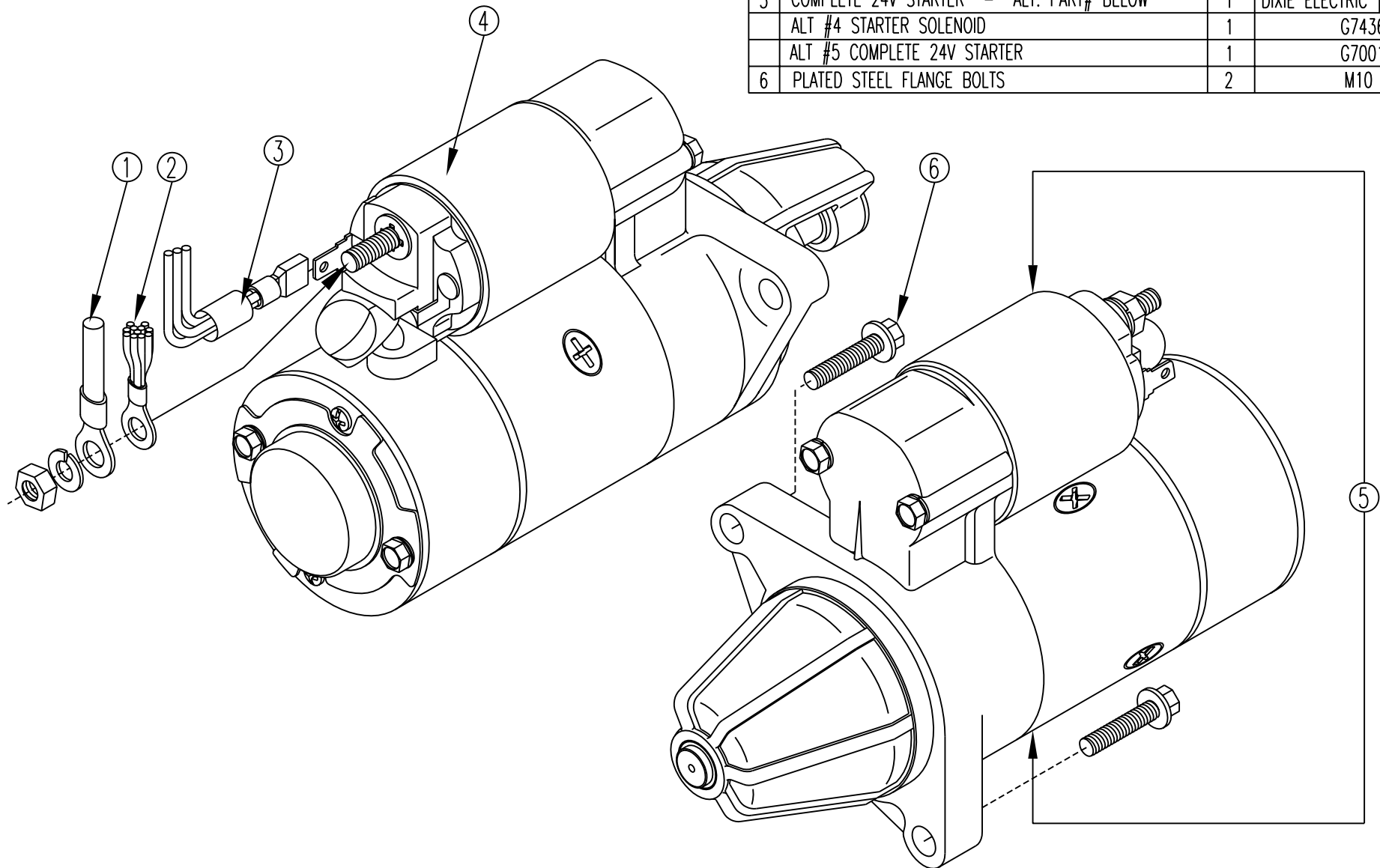
- 1) NO. (11) BATTERY CONNECTOR CABLE GS-3779-4.
- 2) NO. (13) BLUE WIRE/ 12V (+) BATTERY.

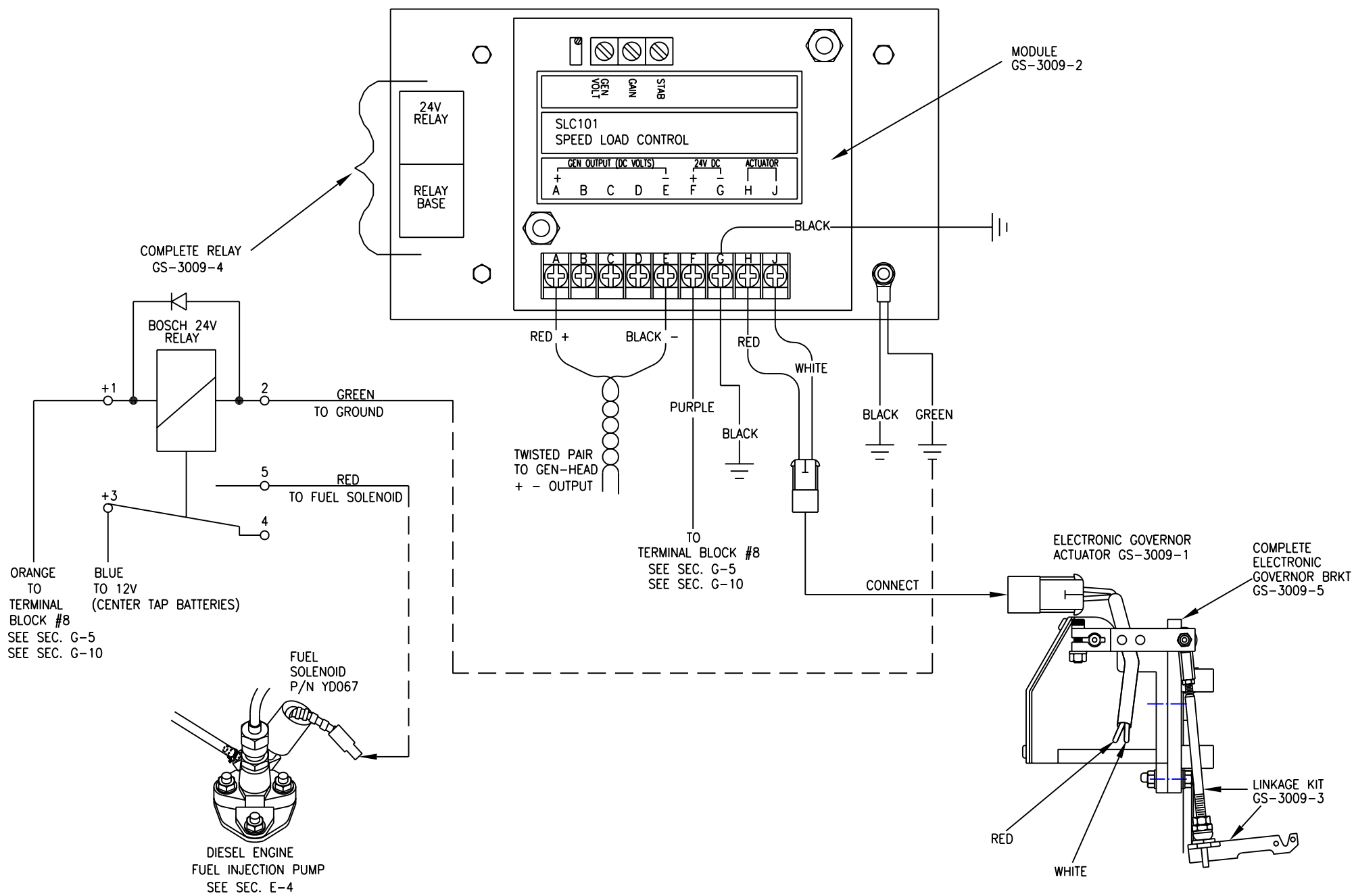
BATTERY / CHARGER / OIL PRESS. / ENGINE WIRING				
NO.	PART DESCRIPTION	REQ'D	MFG.	P/N
1*	24V DC BATTERY CHARGER	1	MARTIN DIESEL	GS-3027
2	WHITE WIRE TO GENERATOR GROUND (-)			
3	BLACK WIRE TO SHUNT			
4	ALT. NEGATIVE TO J1 POWER CONN. POSITION "C"			
5	1 GREEN, ALT. NEGATIVE TO ENGINE GROUND			
6	3 WHITE WIRES, ALTERNATOR NEGATIVE TO: #12 ON TERMINAL STRIP / VOLTS DC METER NEGATIVE / CHARGER			
7	RED WIRE FROM ACTUATOR ON TERMINAL (A)			SEE SEC. G-9
8	BLACK WIRE FROM ACTUATOR ON TERMINAL (E)			SEE SEC. G-9
9	3 BLACK ON OIL PRESSURE SWITCH CIRCUIT BREAKER / #2 ON AR-1 RELAY / #2 ON AR-2 RELAY			
10	1 GREEN WIRE TO OIL PRESSURE SWITCH FROM ENGINE GROUND			
11	1 ORANGE WIRE TO PRESSURE SWITCH FROM TERMINAL STRIP #11			

NO.	PART DESCRIPTION	REQ'D	MFG.	P/N
12	WIRING HARNESS SECTION TO THROTTLE STOP AREA OF ENCLOSURE			SEE SEC. G-9
13	ENGINE GROUND WIRES - 8 GREEN- 3 BLACK 3 GR. TO INT. FUEL TANK/1 GR. TO #10 ON TERMINAL STRIP/1 GR. TO FUEL PUMP 1 GR. TO ELAPSED TIME METER(-) / 1 GREEN TO ALT. NEGATIVE/1 GR. TO OIL PRESSURE SWITCH			
14	GROUND STRAP-ENG. BACK TO ALT SUPPORT	1	MARTIN DIESEL	GS-3789
15	1 YELLOW WIRE FROM TIMER TO BATTERY POSITIVE			
16	BLACK WIRE TO BATTERY POSITIVE, FROM CHARGER			
17	CONVOLUTED SPLIT LOOM ~14.5" x 1/4"	1	DEL CITY	1783
18	CONVOLUTED SPLIT LOOM ~3' x 1/2"	1	DEL CITY	1786
19	POSITIVE BATTERY CABLE TO STARTER	1	MARTIN DIESEL	GS-3779-3
20	BATTERY CONNECTING JUMPER CABLE	1	MARTIN DIESEL	GS-3779-1
21	CONVOLUTED SPLIT LOOM ~17" x 1/4"	1	DEL CITY	1783
22	BATTERY	2	MARTIN DIESEL	EPX-G12V13AH
23	1 RED WIRE FROM CHARGER TO NEGATIVE ON BATTERY			
24	NEGATIVE BATTERY CABLE	1	MARTIN DIESEL	GS-3779-2
25	12V (+) BLUE WIRE FROM BATTERY			
26	12V (+) BLUE WIRE TO FUEL SOLENOID RELAY			
* RAYTHEON P/N G743602-1				



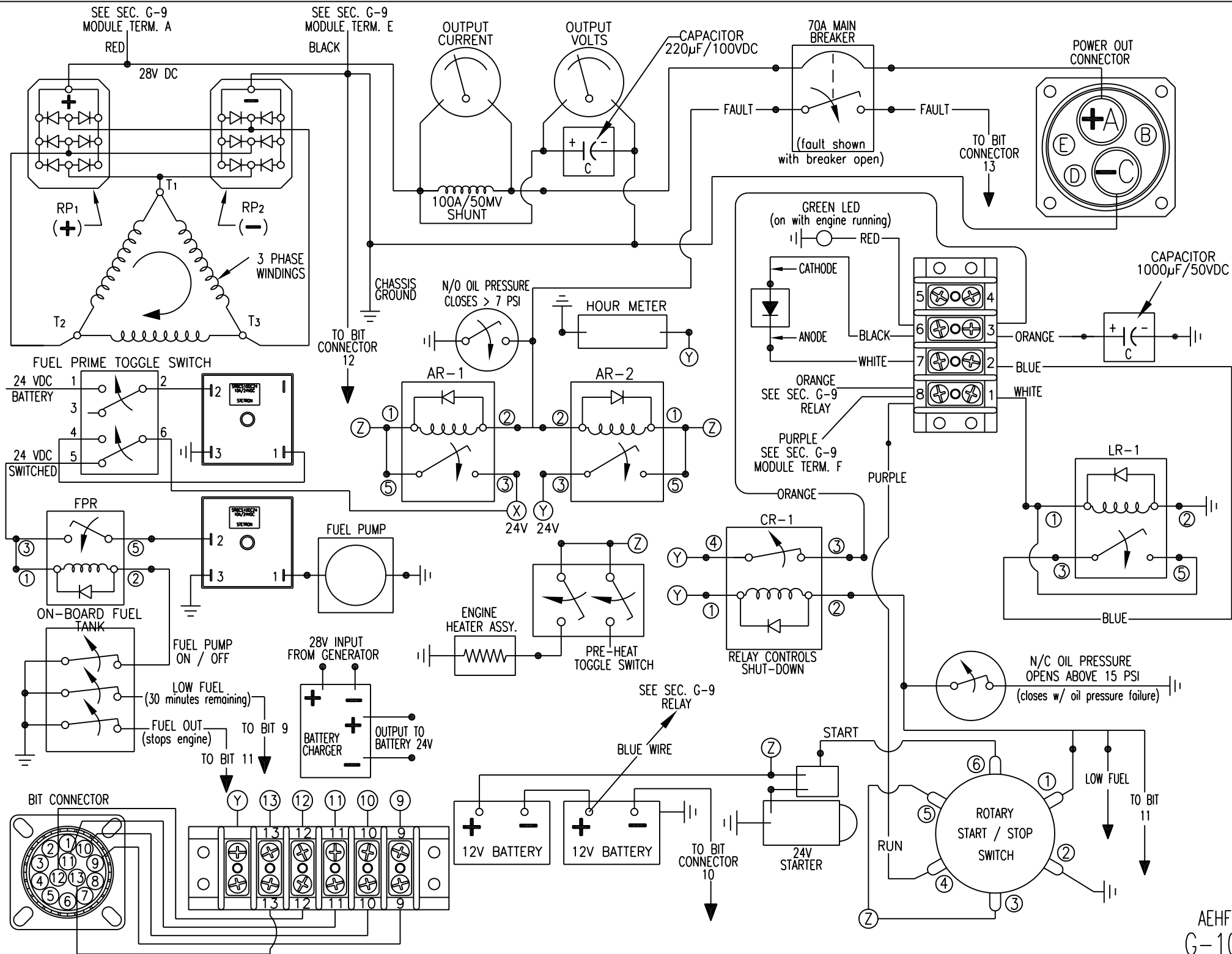
NO.	PART DESCRIPTION	REQ'D	MFG.	P/N
1	POSITIVE BATTERY CABLE			
2	11 WIRE BUNDLE			
	1 TO FUEL PRIME SWITCH			
	2 TO PREHEAT SWITCH			
	3 WIRE TO #3 ON ELECTROSWITCH			
	1 WIRE TO #5 ON ELECTROSWITCH			
	1 WIRE EACH ON #1 & #3 ON AR-2 RELAY			
	1 WIRE EACH ON #1 & #3 ON AR-1 RELAY			
3	3 WIRES FROM #6 POST ON START/STOP SWITCH			
4	STARTER SOLENOID - ALT. PART# BELOW	1	DIXIE ELECTRIC	NP36-001
5	COMPLETE 24V STARTER - ALT. PART# BELOW	1	DIXIE ELECTRIC	240-14201
	ALT #4 STARTER SOLENOID	1		G743606-1
	ALT #5 COMPLETE 24V STARTER	1		G700113-1
6	PLATED STEEL FLANGE BOLTS	2		M10 x 30

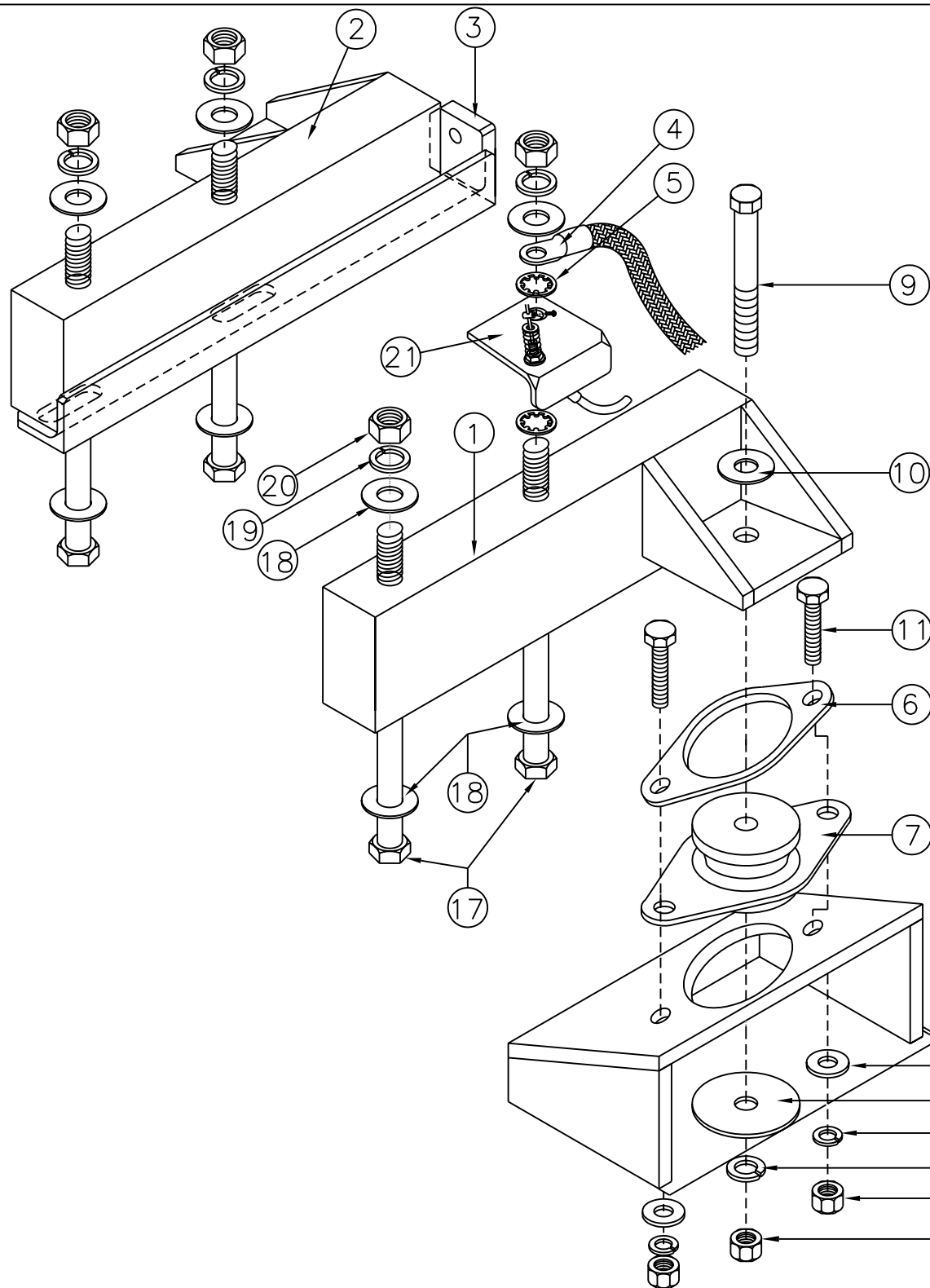




ALL NEW FOR AEHF.







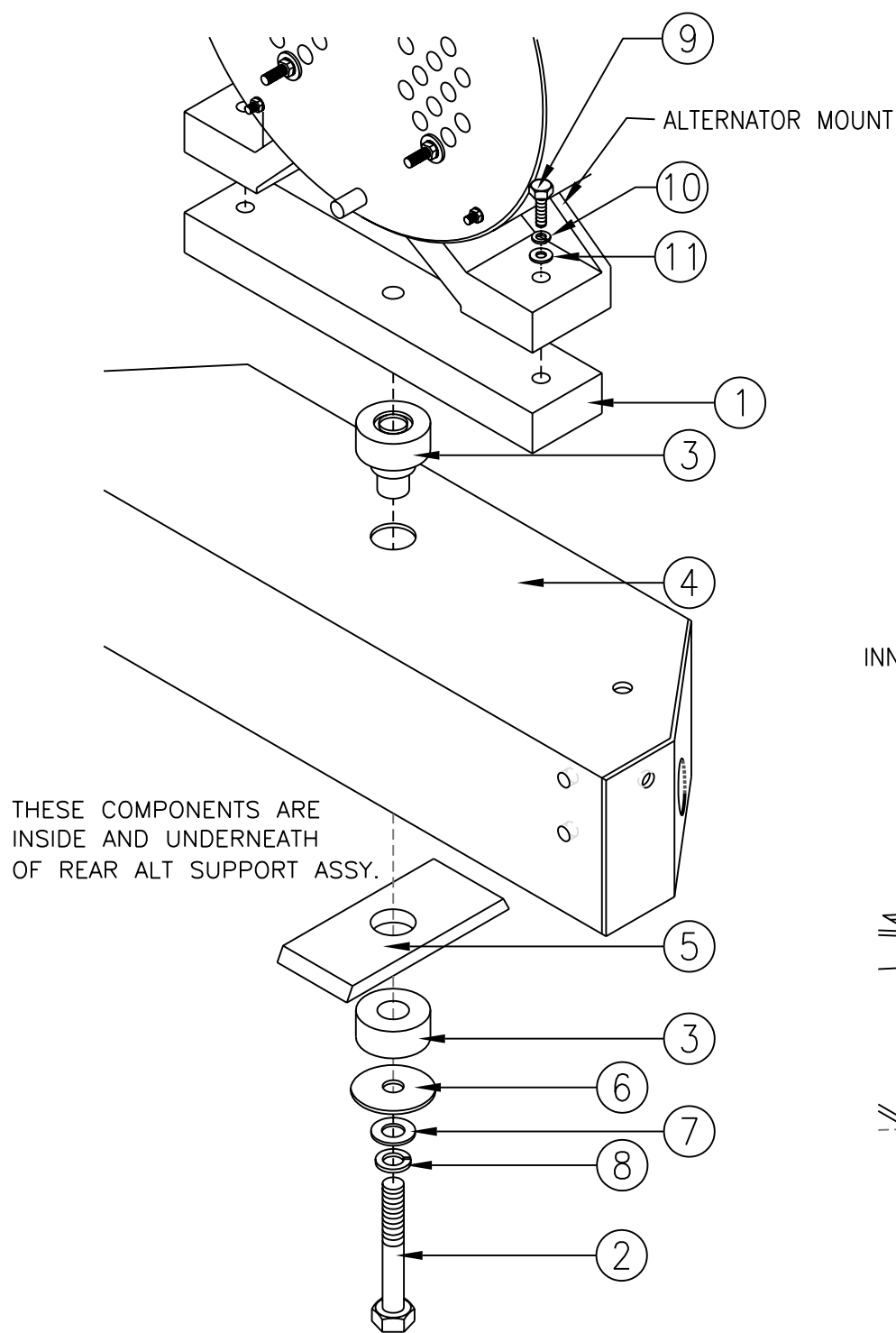
# FRONT ENGINE MOUNT ASSEMBLY / RIGHT & LEFT SIDE SHOWN

NO.	PART DESCRIPTION	REQ'D	MFG.	P/N
1	(RIGHT) FRT MTG ENGINE BRKT	1	MARTIN DIESEL	GS-3628-R
2	(LEFT) FRT MTG ENGINE BRKT	1	MARTIN DIESEL	GS-3628-L
3	OIL FILL TUBE SUPPORT BRACKET	1	MARTIN DIESEL	GS-3714
4	SEE SECTION G-6 FOR BATTERY MOUNTING & GROUND CABLE			
5	INTERNAL TOOTH LOCK	2	3/8" SS	
DUPLICATE SET REQUIRE FOR LEFT SIDE FRT MTG ENGINE BRKT				
6	FRONT MOUNT DOUBLER	1	MARTIN DIESEL	GS-3659
7	RUBBER MOUNT	1	MARTIN DIESEL	GS-3017-1
8	CAPTIVE FLAT WASHER 3/8"	1	BARRY CONTROL	R18733-7
9	BOLT 3/8"-16 x 2 1/2"	1 *	GRADE 8 YELLOW ZINC CHROMATE STEEL	
10	FLAT WASHER 3/8"	1 *	YELLOW ZINC CHROMATE STEEL	
11	BOLT 5/16"-18 x 1 1/4"	2 *	YELLOW ZINC CHROMATE STEEL	
12	FLAT WASHER 5/16"	2 *	CADIUM PLATED STEEL	
13	LOCK WASHER 5/16"	2 *	CADIUM PLATED STEEL	
14	LOCK WASHER 3/8"	1 *	CADIUM PLATED STEEL	
15	NUT 5/16"-18	2 *	YELLOW ZINC CHROMATE STEEL	
16	NUT 3/8"-16	1 *	YELLOW ZINC CHROMATE STEEL	
17	HEX BOLT 3/8" - 16 x 4"	2 *	GRADE 8 YELLOW ZINC CHROMATE STEEL	
18	SAE FLAT WASHER	4 *	3/8"	
19	SAE LOCK WASHER	2 *	3/8"	
20	NUT	2 *	3/8"-16	
21	CABLE END BRKT	1	SEE SECTION D-2 & D-3	

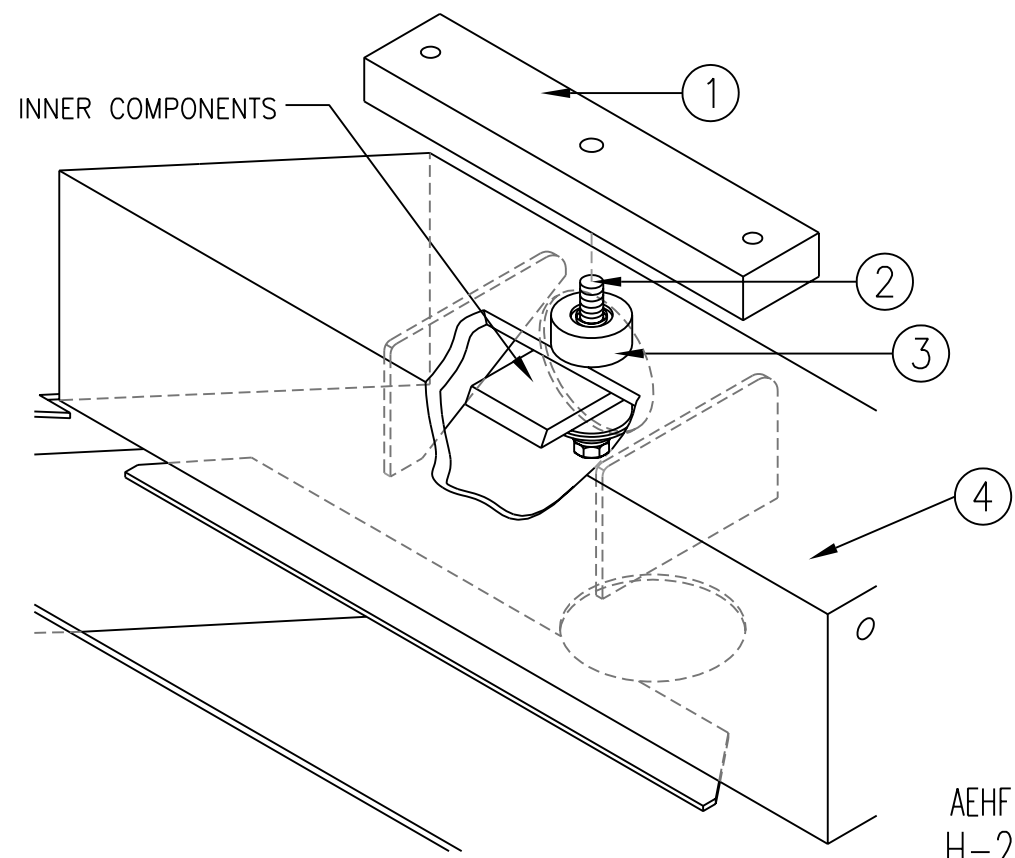
\* NOTE- ALL FASTENERS SAE GRADE 8, PLATED  
UNLESS OTHERWISE NOTED.

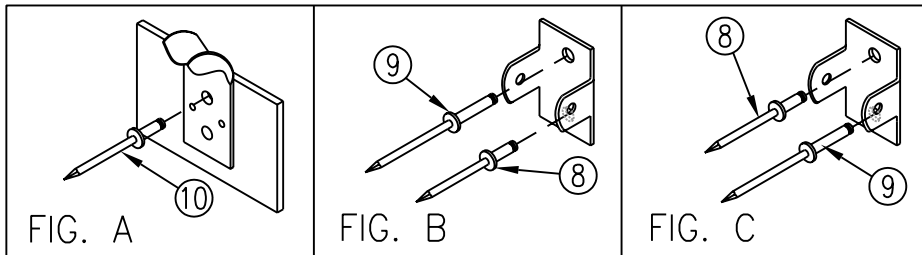
NEW PART FOR AEHF:

1) NO. (21) CABLE END BRKT SEE SECTION D-2 & D-3.

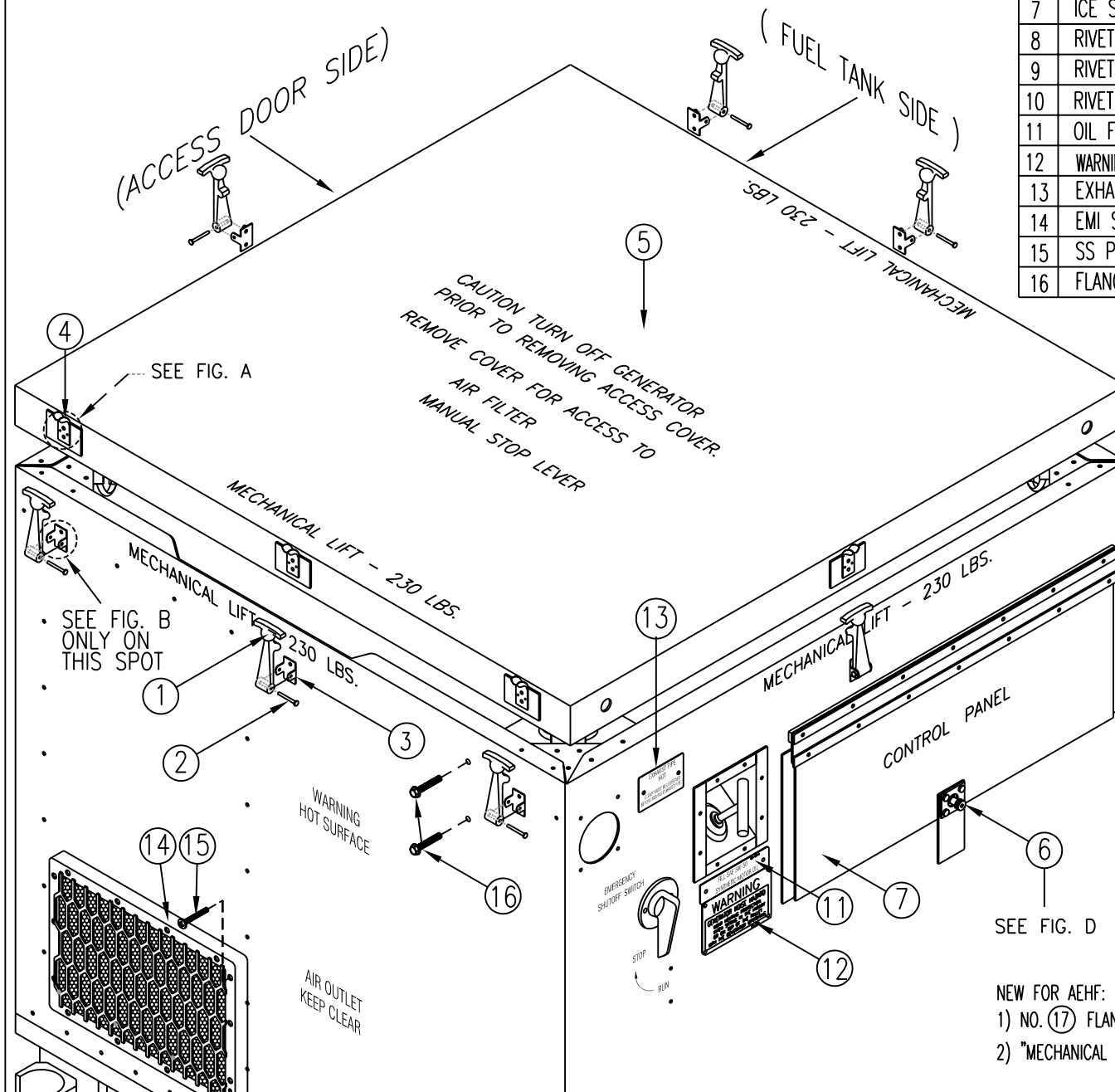


NO.	PART DESCRIPTION	REQ'D	MFG.	P/N
1	REAR ALTERNATOR BRACKET	1	MARTIN DIESEL	GS-3675
2	PLATED STEEL HEX BOLT	1	GRADE 8 3/8"	16 x 2 1/4"
3	REAR MOUNT	1	MARTIN DIESEL	GS-3017-2
4	REAR ALTERNATOR SUPPORT ASSEMBLY	1	MARTIN DIESEL	GS-3667-2
5	STEEL DOUBLING WASHER	1	MARTIN DIESEL	GS-3653
6	CAPTIVE WASHER	1	MARTIN DIESEL	GS-3017-2
7	FLAT WASHER	1	PLATED STEEL 3/8"	
8	LOCK WASHER	1	PLATED STEEL 3/8"	
9	PLATED STEEL HEX BOLT	2	GRADE 8 5/16"	18 x 1 1/4"
10	LOCK WASHER	2	PLATED STEEL 5/16"	
11	FLAT WASHER	2	PLATED STEEL 5/16"	

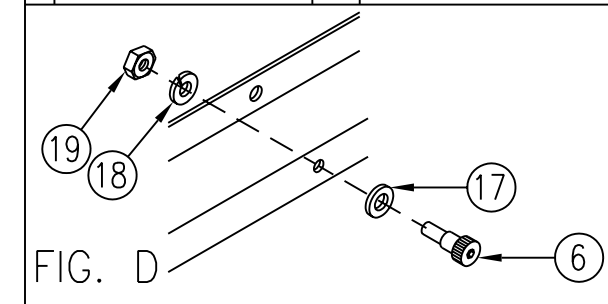




NO.	PART DESCRIPTION	REQ'D	MFG.	P/N
1	RUBBER LATCH	8	SOUTHC0	37-12-065-73
2	RIVET-SEMI TUBULAR	8		37-0-2315-52
3	BRACKET	8		37-13-061-24
4	KEEPER	8		37-15-061-24
5	ROOF	1	MARTIN DIESEL	GS-3635B
6	SEE FIG. D			
7	ICE SHIELD/INST PANEL COVER	1	SEE SECTION H-5	
8	RIVET 1/8" x 1/16" - 1/8"	14		SSB4-2S
9	RIVET 1/8" x 3/16" - 1/4"	2		SSB4-4S
10	RIVET 1/8" x 1/16" - 1/8"	8		AB4-2
11	OIL FILL TAG	1	MARTIN DIESEL	GS-3643
12	WARNING/ GENERATOR NOISE HAZARD TAG	1	MARTIN DIESEL	GS-3751
13	EXHAUST PIPE HOT TAG	1	MARTIN DIESEL	GS-3793
14	EMI SHIELDED VENT AIR EXHAUST	1	MARTIN DIESEL	H327157-1
15	SS PHP MACHINE SCREW	16	#8 - 32 x 1.25"	
16	FLANGE HEX BOLT		SEE SECTION C-3 NO.1	



NO.	PART DESCRIPTION	REQ'D	MFG.	P/N
6	SHOULDER BOLT #10-24 x 1/4" x 1/4" SS	1	McMASTER-CARR	90298A534
17	WASHER	1	#10 SS	
18	LOCK WASHER	1	#10 SS	
19	NUT	1	#10-24 SS	



NEW FOR AEHF:  
 1) NO. (17) FLANGE HEX BOLT SEE SECTION C-3.  
 2) "MECHANICAL LIFT" MARKINGS, 6 PLACES.

# DIESEL GENERATOR SET OPERATING INSTRUCTIONS

## BEFORE STARTING

1. CHECK ENGINE OIL LEVEL. ADD APPROPRIATE OIL AS NEEDED.
2. OUTPUT CIRCUIT BREAKER SHOULD BE IN THE "OFF" POSITION.
3. IN COLD WEATHER (BELOW 32°F) PREHEAT ENGINE BEFORE STARTING.

## STARTING ENGINE

4. ROTATE ENGINE SWITCH TO THE "START" POSITION UNTIL AN INCREASE IN ENGINE SPEED IS DETECTED.
5. IF ENGINE DOES NOT START WAIT 15 SEC. AND REPEAT STEP 4.
6. VOLTMETER SHOULD INDICATE 26-37 VOLTS DC.
7. ALLOW ENGINE TO RUN 1 MIN. BEFORE SWITCHING OUTPUT CIRCUIT BREAKER TO THE "ON" POSITION.

## STOPPING ENGINE

8. ROTATE ENGINE SWITCH TO THE "STOP" POSITION.
9. A MANUAL EMERGENCY SHUTOFF SWITCH IS LOCATED TO THE LEFT OF THE OIL FILL.

GS-3717

BACK SIDE OF CONTROL PANEL COVER

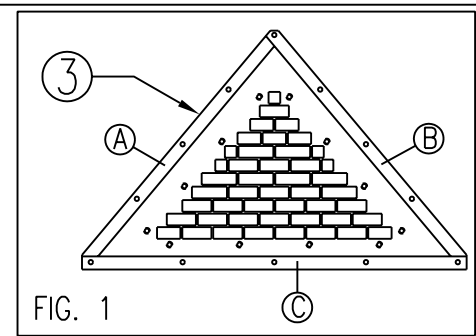
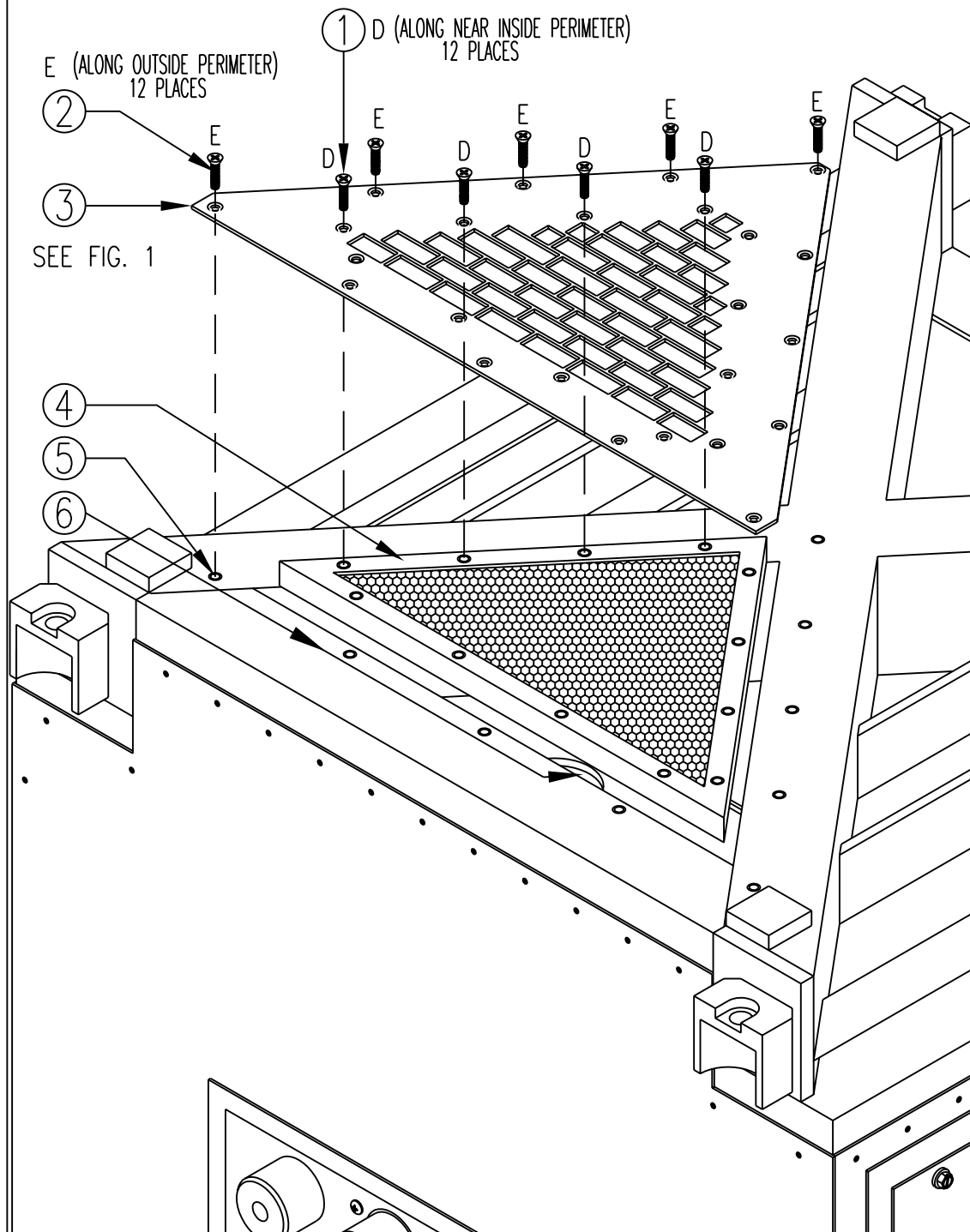
CONTROL PANEL

ICE SHIELD / INST PANEL COVER				
NO.	PART DESCRIPTION	REQ'D	MFG.	P/N
1	HINGE STRIP 1/8" x 13 7/8"	1	MARTIN DIESEL	GS-3597
2	EPDM RUBBER HINGE	1	MARTIN DIESEL	GS-3721
3	HINGE STRIP 1/16" x 13 7/8"	2	MARTIN DIESEL	GS-3598
4	COVER	1	MARTIN DIESEL	GS-3595
5	EPDM RUBBER BACKING PLATE	1	MARTIN DIESEL	GS-3719
6	ICE SHIELD RUBBER BACKING PLATE	1	MARTIN DIESEL	GS-3623
7	FLAT HEAD TINNER 1/8" x 5/16"	11	McMASTER-CARR	97481A120
8	RIVET 1/8" x 5/16" - 3/8" SS	7		SSB4-6S
9	DEGS OPER. INSTRUCTION DECAL	1	MARTIN DIESEL	GS-3717



# UNDERSIDE OF SMART-T

NO.	PART DESCRIPTION	REQ'D	MFG.	P/N
1	FLAT HEAD PHILLIPS SCREW	12	8-32 x 1/2"	
2	FLAT HEAD PHILLIPS SCREW	12	8-32 x 5/8"	
3	INTAKE GUARD	1	GS-3611	
	A,B,C EMI GASKET	3	NIANTIC SEAL INC.	190712958-E6434E-30
4	AIR INTAKE -EMI SHIELDED VENT	1		H327858-1
5	THREADED INSERT #8-32 SS	12	RIVNUT	SSTR8-150
6	ACCESS HOLE FOR REAR ALT SUPPORT			



REMOVE COVER FOR  
OIL FILTER  
FUEL FILTER  
BATTERIES